



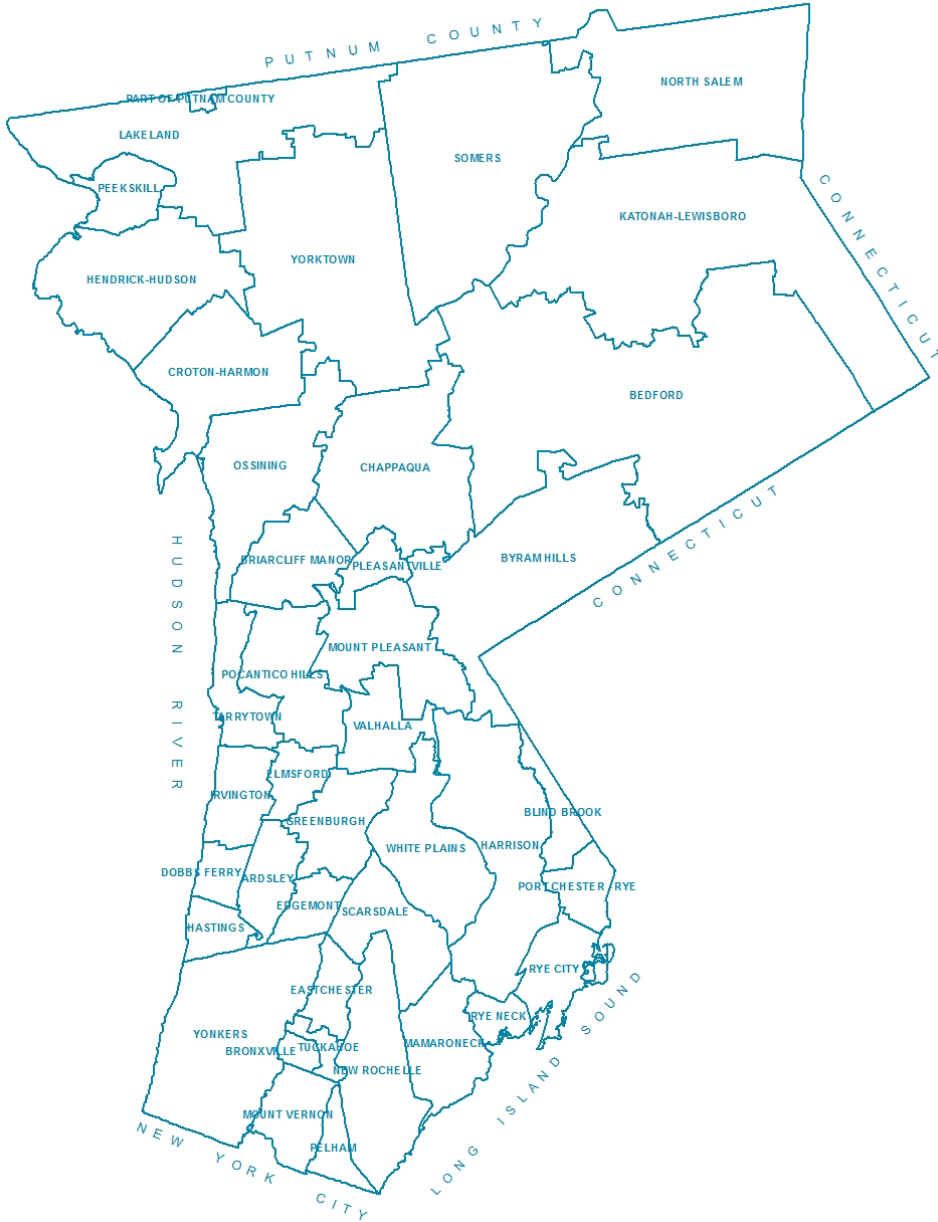
Westchester County Department of Health



Community Health Assessment Data Update

2015.08

Regional School-Aged Children BMI Profiles 2012-2013 and 2013-2014 School Years



In this issue:

- Number and Percent of School Aged Children who are overweight, obese, and overweight/obese by grade

Project Directors:

Jiali Li, Ph.D. Director of Research & Evaluation Planning & Evaluation

Renee Recchia, MPH, Acting Deputy Commissioner of Administration

Project Staff:

Megan Cea, MPH, Medical Data Analyst

Stan Cho, MPH, Medical Data Analyst

Milagros Venuti, MPA, Assistant Statistician

Graphic Design:
Megan Cea, MPH

Foreword

The Westchester County Department of Health (WCDH) plays a leading role in promoting health, preventing disease, and prolonging meaningful life for Westchester County residents. WCDH monitors and controls the spread of communicable diseases, monitors and regulates air and water quality, enforces the state and local sanitary code, promotes local public health activities, and assures the availability of community health services.

To comply with New York State Public Health Law, WCDH completed a **Community Health Assessment (CHA) 2013-2017** in 2013 to describe the health status of Westchester County residents, identify existing gaps and health care barriers, assess the availability and accessibility of health care services, and specify public health priorities in the County. This document is intended to supplement the 2013-2017 CHA with updated regional school BMI information.

In order to monitor overweight and obesity status and support the statewide efforts to reverse the childhood obesity epidemic, the **New York State Student Weight Status Category Reporting System (SWSCR)** was established to collect weight status category data (underweight, healthy weight, overweight or obese, based on BMI-for-age percentile) on children and adolescents attending public school in New York State, outside New York City. Data collected include the number and percent of students who are overweight, obese and overweight or obese for all reportable grades within each school district. The reportable grade groups are: elementary – including grades pre-K, K, 2, and 4; and middle/high- including grades 7 and 10. Each school district is required by New York State Department of Education to report data in every alternate school year.

Beginning in 2010, all data reported through the SWSCR have been released on Health Data New York (<https://health.data.ny.gov/Health/Student-Weight-Status-Category-Reporting-Results-B/es3k-2aus>). This regional profile represents data extracted from the SWSCR website for two school years: half of the school districts reported BMI data for school year 2012-2013 and the other half for school year 2013-2014. Data on BMI information by gender, although reported to the SWSCR by each school district, were not made available by New York State Department of Education at the time of publishing this document. In the process of extracting data from the SWSCR website, WCDH checked for consistencies within each category, each grade group, and each school district. Data reported in this regional profile reflect the adjustments made by WCDH to correct possible data reporting and data entry errors.

Foreword

During the 2012-2013 and 2013-2014 school years, Westchester County public schools reported an overweight rate of 14.6% and an obesity rate of 13.7%, compared to 16.7% and 17.3%, respectively, of all public schools in New York State (excluding New York City public schools). At the elementary school level, the overweight rate was 14.1% and the obesity rate was 14.3% for Westchester County public schools; the overweight rate was 16.4% and obesity rate was 16.8% for all New York State public schools (excluding those in New York City). At the middle school and high school level, the overweight rate was 15.2% and the obesity rate was 13.3% for Westchester public schools, compared to 17.1% and 18.1%, respectively, for all New York State public schools (excluding New York City).

Public Student Weight Status in Westchester County and New York State, School Year 2012-2014 (%)

	Elementary Schools (Grades PK, K, 2, and 4)		Middle/High Schools (Grades 7 and 10)		District Total (Grades PK,K,2,4,7, and 10)	
	Westchester	NYS	Westchester	NYS	Westchester	NYS
Overweight (%)	14.1	16.4	15.2	17.1	14.6	16.7
Obese (%)	14.3	16.8	13.3	18.1	13.7	17.3
Overweight or Obese (%)	28.4	33.2	28.5	35.2	28.3	34.0

Table of Contents

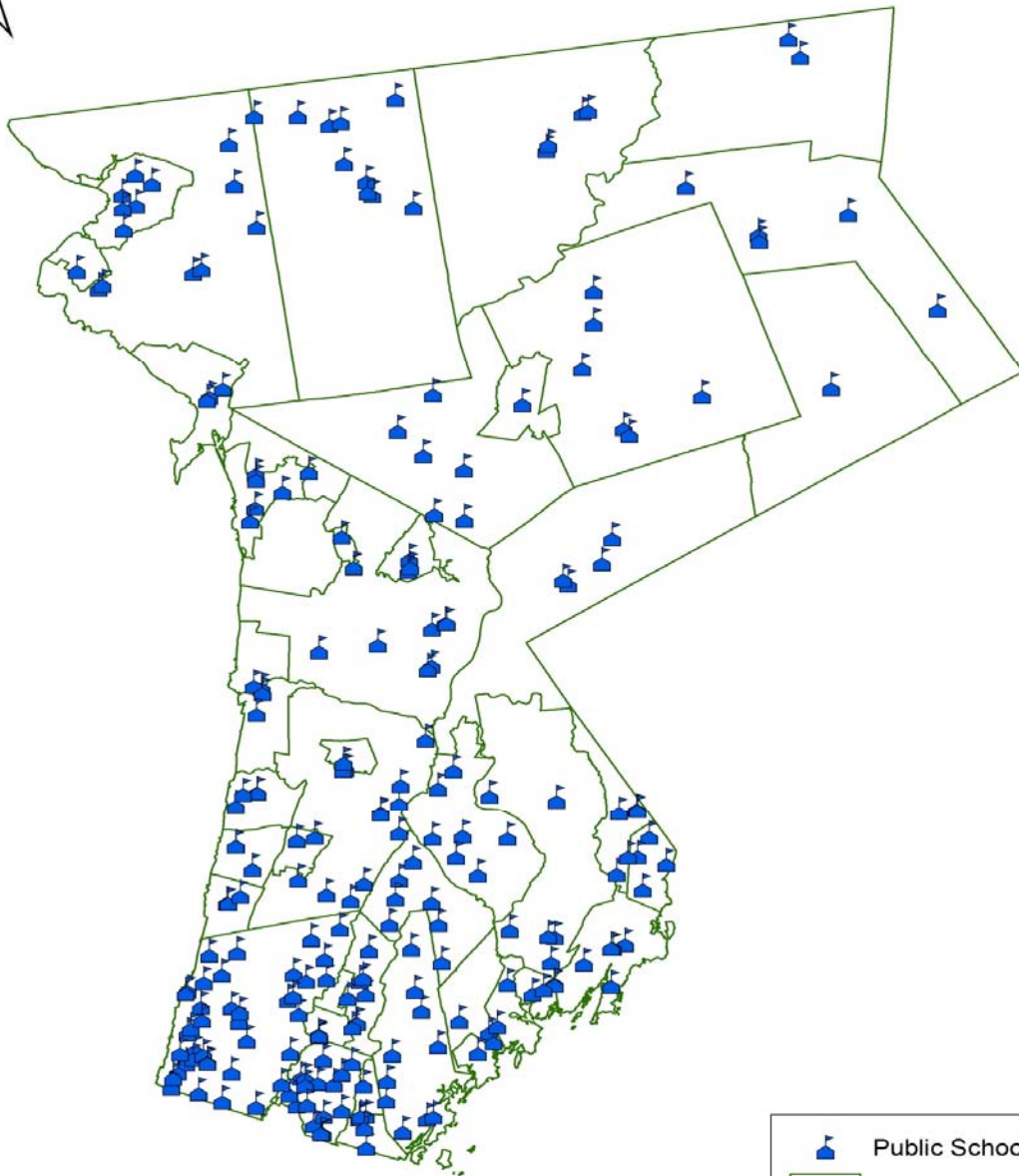
Foreword

Westchester County Public Schools (Map)	1
BMI Status of Children in Westchester County Public Schools	
WESTCHESTER	2
ARDSLEY UNION FREE SCHOOL DISTRICT	3
BEDFORD CENTRAL SCHOOL DISTRICT	4
BLIND BROOK-RYE UNION FREE SCHOOL DISTRICT	5
BRIARCLIFF MANOR UNION FREE SCHOOL DISTRICT	6
BRONXVILLE UNION FREE SCHOOL DISTRICT	7
BYRAM HILLS CENTRAL SCHOOL DISTRICT	8
CHAPPAQUA CENTRAL SCHOOL DISTRICT	9
CROTON-HARMON UNION FREE SCHOOL DISTRICT	10
DOBBS FERRY UNION FREE SCHOOL DISTRICT	11
EASTCHESTER UNION FREE SCHOOL DISTRICT	12
EDGEMONT UNION FREE SCHOOL DISTRICT	13
ELMSFORD UNION FREE SCHOOL DISTRICT	14
GREENBURGH CENTRAL SCHOOL DISTRICT	15
HARRISON CENTRAL SCHOOL DISTRICT	16
HASTINGS-ON-HUDSON UNION FREE SCHOOL DISTRICT	17
HENDRICK HUDSON CENTRAL SCHOOL DISTRICT	18
IRVINGTON UNION FREE SCHOOL DISTRICT	19
KATONAH-LEWISBORO UNION FREE SCHOOL DISTRICT	20
LAKELAND CENTRAL SCHOOL DISTRICT	21
MAMARONECK UNION FREE SCHOOL DISTRICT	22
MOUNT PLEASANT CENTRAL SCHOOL DISTRICT	23
MOUNT VERNON CITY SCHOOL DISTRICT	24
NEW ROCHELLE CITY SCHOOL DISTRICT	25

Table of Contents

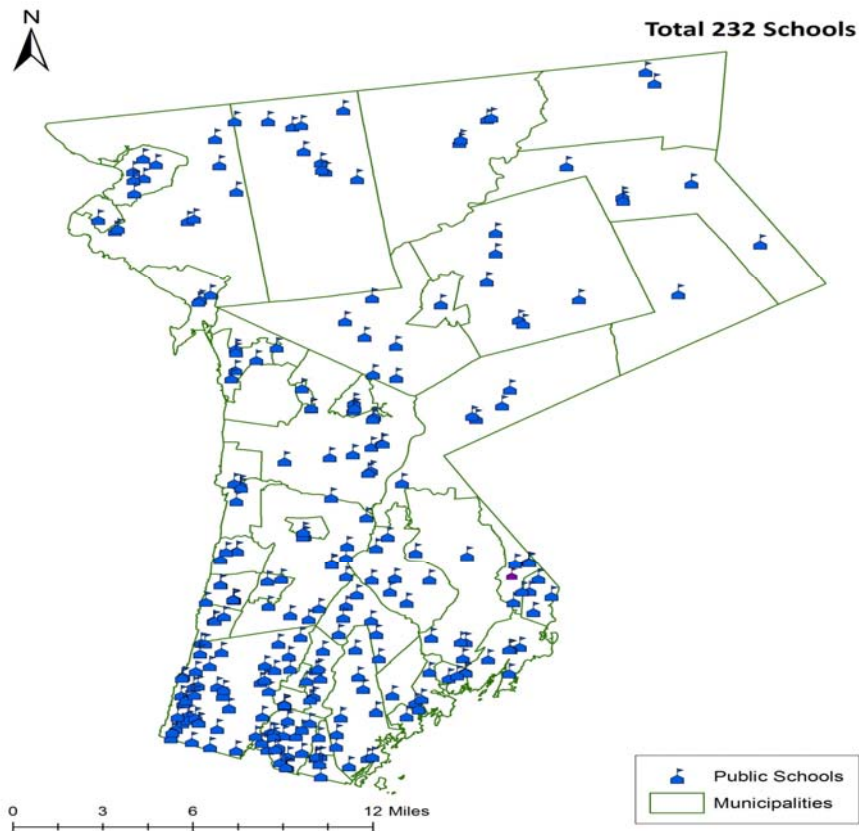
NORTH SALEM CENTRAL SCHOOL DISTRICT	26
OSSINING UNION FREE SCHOOL DISTRICT	27
PEEKSKILL CITY SCHOOL DISTRICT	28
PELHAM UNION FREE SCHOOL DISTRICT	29
PLEASANTVILLE UNION FREE SCHOOL DISTRICT	30
POCANTICO HILLS CENTRAL SCHOOL DISTRICT	31
PORT CHESTER-RYE UNION FREE SCHOOL DISTRICT	32
RYE CITY SCHOOL DISTRICT	33
RYE NECK UNION FREE SCHOOL DISTRICT	34
SCARSDALE UNION FREE SCHOOL DISTRICT	35
SOMERS CENTRAL SCHOOL DISTRICT	36
TARRYTOWNS UNION FREE SCHOOL DISTRICT	37
TUCKAHOE UNION FREE SCHOOL DISTRICT	38
VALHALLA UNION FREE SCHOOL DISTRICT	39
WHITE PLAINS CITY SCHOOL DISTRICT	40
YONKERS CITY SCHOOL DISTRICT	41
YORKTOWN CENTRAL SCHOOL DISTRICT	42
Appendix A. American Academy of Pediatrics Recommendations for Prevention of Pediatric Overweight and Obesity	43
Appendix B. New York State Public School District Tally Sheet for Student BMI Weight Status Category Survey	45
Appendix C. Body Mass Index-for Age Percentiles	47
Appendix D. List of Westchester County Public Schools	49

WESTCHESTER COUNTY PUBLIC SCHOOLS



	Public Schools
	Municipalities

WESTCHESTER COUNTY PUBLIC SCHOOLS



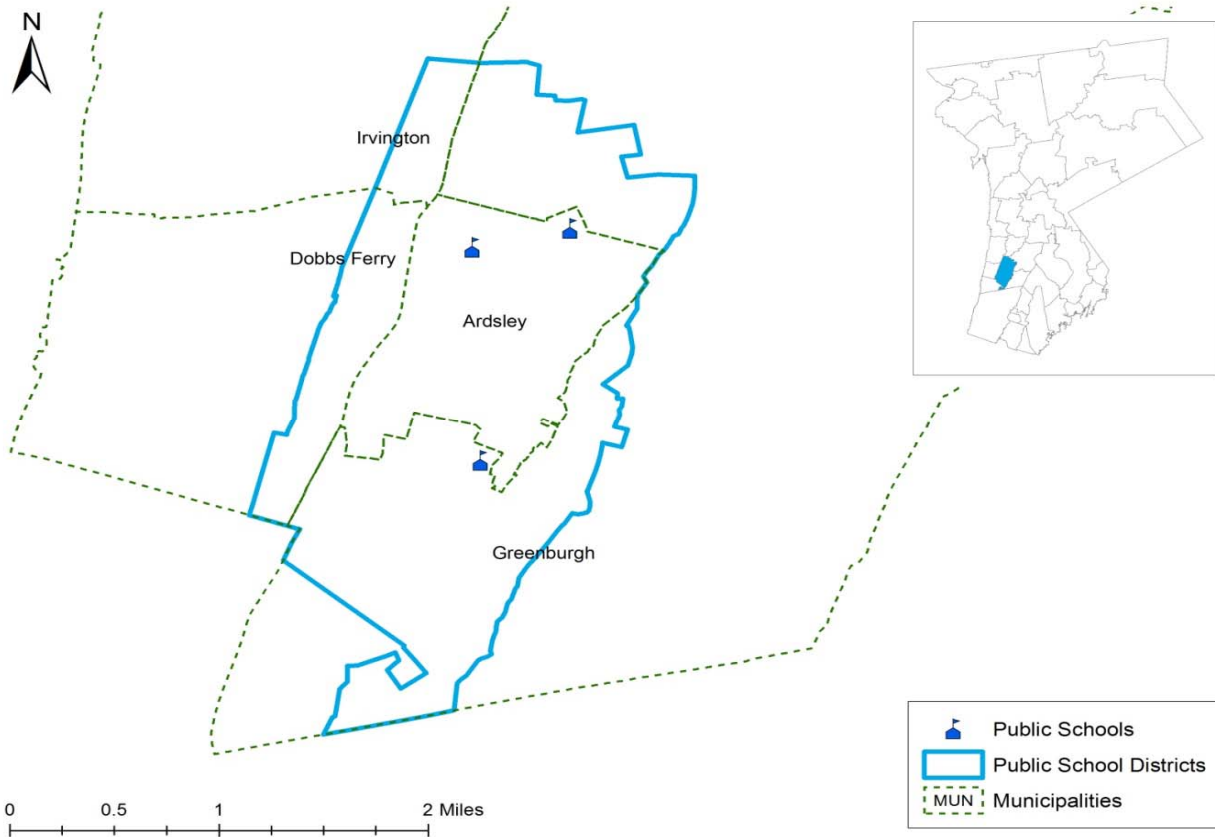
Student Weight Status 2012-2014

		Grade Level		
		Elementary	Middle/High	District Total*
Grades report on overweight and obesity status		PK, K, 2, 4	7,10	PK,K,2,4,7,10
Overweight:	N	3,560	2,469	6,083
	%	14.1	15.2	14.6
Obese:	N	3,599	2,161	5760**
	%	14.3	13.3	13.7
Overweight or Obese:	N	7,159	4,630	11,791
	%	28.4	28.5	28.3

* School districts report weight status data separately for students in elementary, middle/high and the total school district. The counts of students represented in the district totals may not necessarily equal the sum of students in the elementary and middle/high totals because of restrictions in reporting small numbers due to the FERPA.

**WCDH corrected data entry/reporting errors from these recorded at <https://health.data.ny.gov>

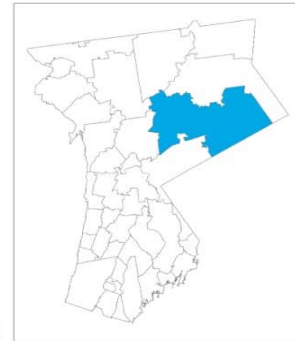
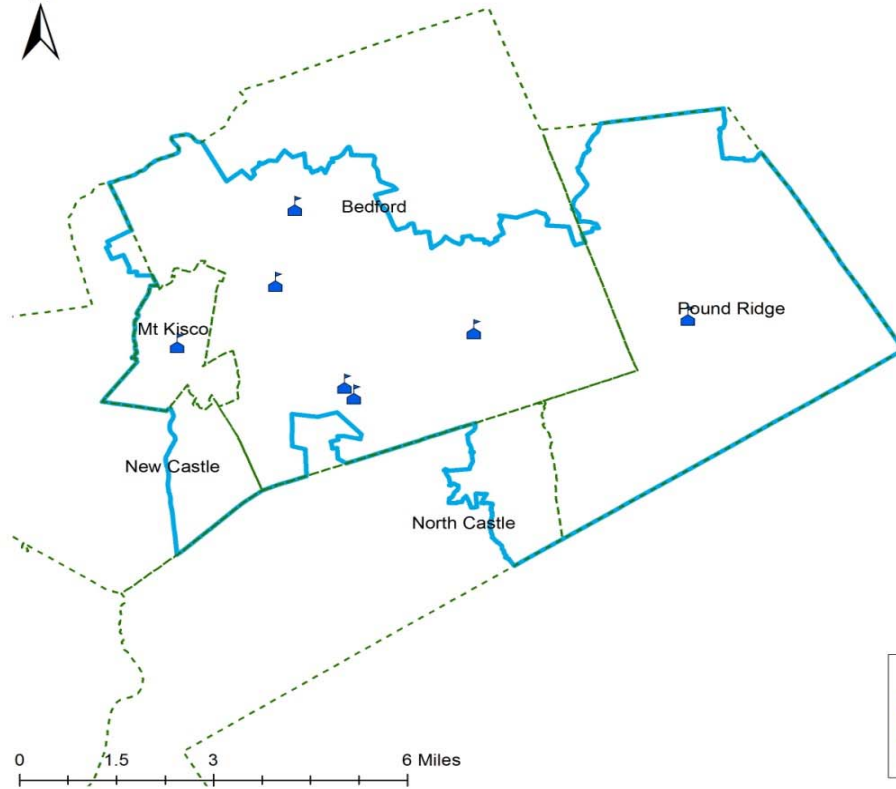
ARDSLEY UNION FREE SCHOOL DISTRICT



Student Weight Status 2012-2013

		Grade Level		
		Elementary	Middle/High	District Total
Grades report on overweight and obesity status		PK, K, 2, 4	7,10	PK,K,2,4,7,10
Overweight:	N	52	34	86
	%	12.9	14.5	13.3
Obese:	N	53	27	80
	%	13.1	11.5	12.4
Overweight or Obese:	N	105	61	166
	%	26.0	26.0	25.7

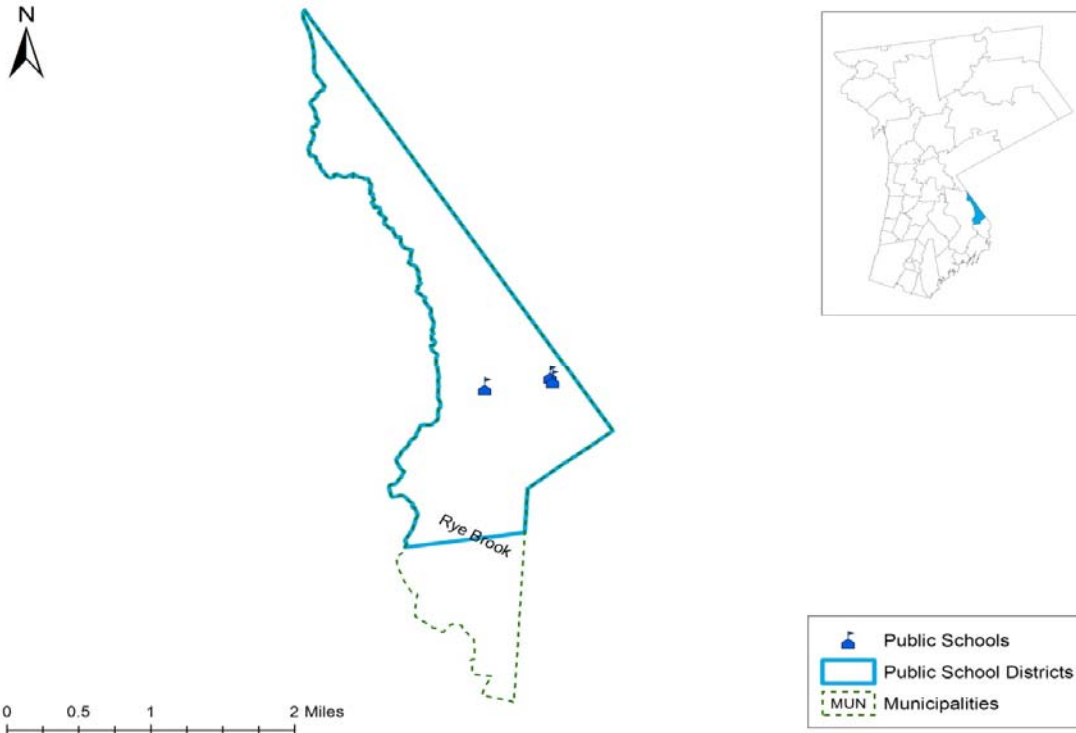
BEDFORD CENTRAL SCHOOL DISTRICT



Student Weight Status 2012-2013

		Grade Level		
		Elementary	Middle/High	District Total
Grades report on overweight and obesity status		PK, K, 2, 4	7,10	PK,K,2,4,7,10
Overweight:	N	157	103	260
	%	15.5	16.7	16.0
Obese:	N	166	96	262
	%	16.4	15.6	16.1
Overweight or Obese:	N	323	199	522
	%	32.0	32.3	32.0

BLIND BROOK-RYE UNION FREE SCHOOL DISTRICT

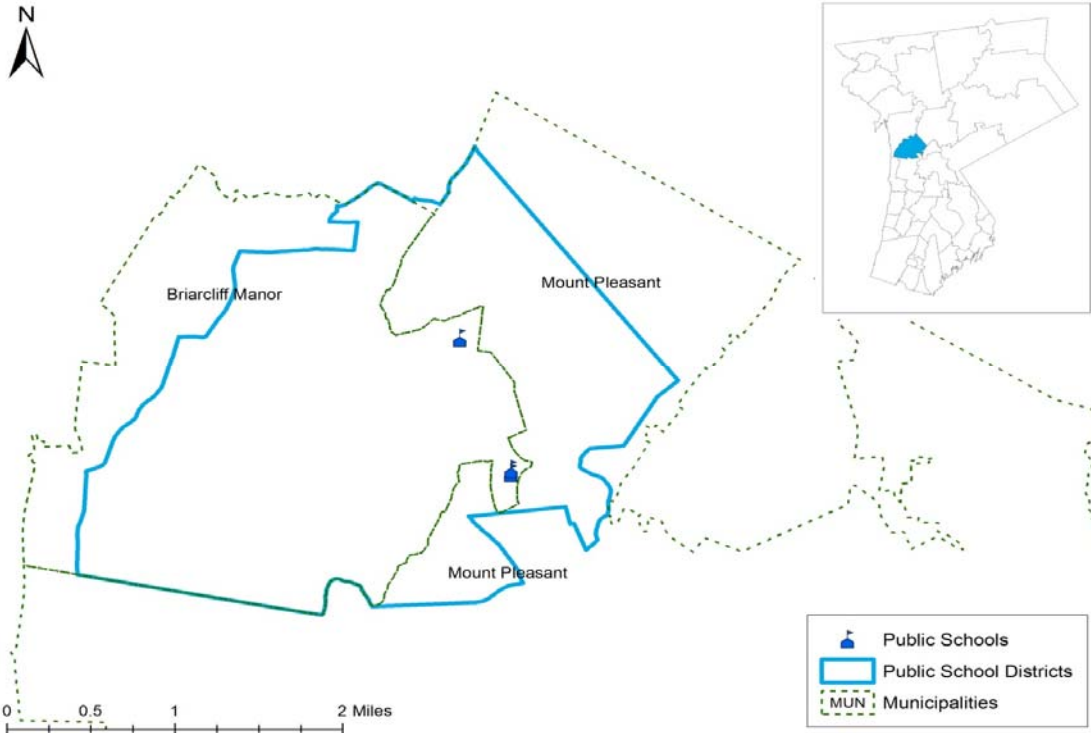


Student Weight Status 2013-2014

		Grade Level		
		Elementary	Middle/High	District Total*
Grades report on overweight and obesity status		PK, K, 2, 4	7,10	PK,K,2,4,7,10
Overweight:	N	44	36	80
	%	13.7	16.4	14.4
Obese:	N	25	13	40
	%	7.8	5.9	7.2
Overweight or Obese:	N	69	49	120
	%	21.4	22.3	21.7

* School districts report weight status data separately for students in elementary, middle/high and the total school district. The counts of students represented in the district totals may not necessarily equal the sum of students in the elementary and middle/high totals because of restrictions in reporting small numbers due to the FERPA.

BRIARCLIFF MANOR UNION FREE SCHOOL DISTRICT

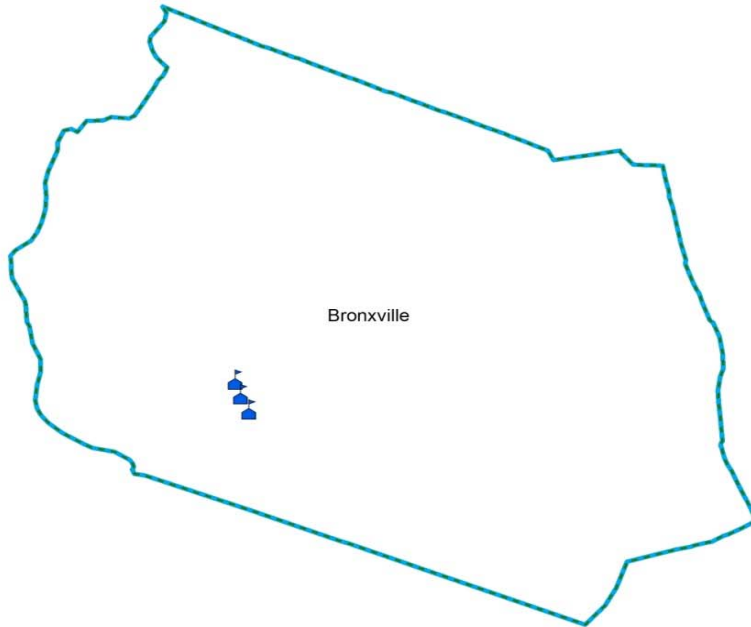


Student Weight Status 2013-2014

		Grade Level		
		Elementary	Middle/High	District Total*
Grades report on overweight and obesity status		PK, K, 2, 4	7,10	PK,K,2,4,7,10
Overweight:	N	29	49	78
	%	10.7	17.2	13.7
Obese:	N	27	18	49
	%	9.9	6.3	8.6
Overweight or Obese:	N	56	67	127
	%	20.6	23.5	22.2

* School districts report weight status data separately for students in elementary, middle/high and the total school district. The counts of students represented in the district totals may not necessarily equal the sum of students in the elementary and middle/high totals because of restrictions in reporting small numbers due to the FERPA.

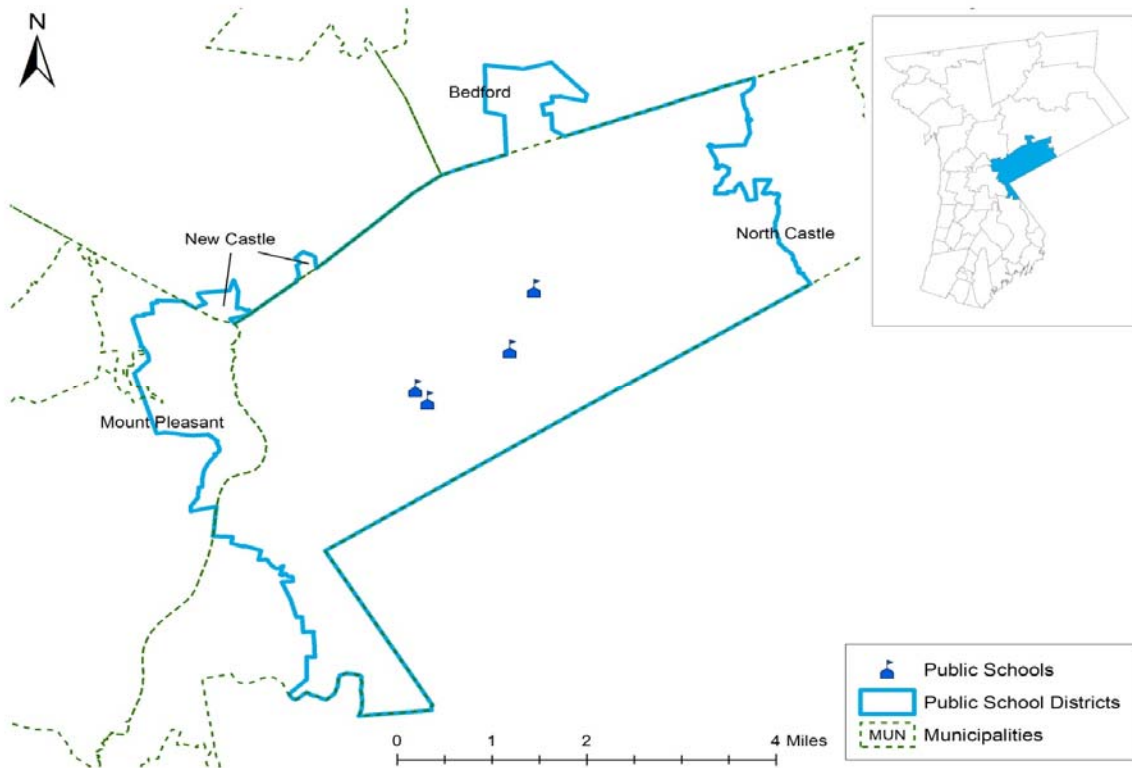
BRONXVILLE UNION FREE SCHOOL DISTRICT



Student Weight Status 2012-2013

		Grade Level		
		Elementary	Middle/High	District Total
Grades report on overweight and obesity status		PK, K, 2, 4	7,10	PK,K,2,4,7,10
Overweight:	N	30	24	54
	%	10.1	12.2	11.0
Obese:	N	16	12	28
	%	5.4	6.1	5.7
Overweight or Obese:	N	46	36	82
	%	15.5	18.3	16.6

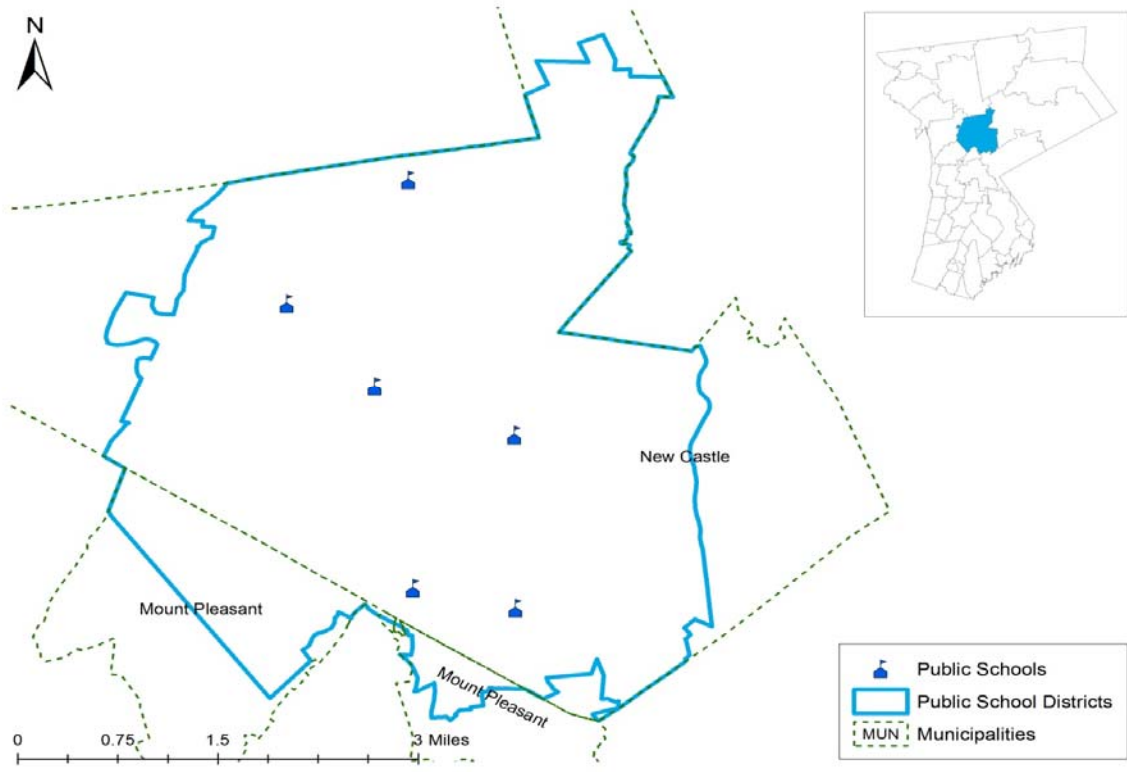
BYRAM HILLS CENTRAL SCHOOL DISTRICT



Student Weight Status 2013-2014

		Grade Level		
		Elementary	Middle/High	District Total
Grades report on overweight and obesity status		PK, K, 2, 4	7,10	PK,K,2,4,7,10
Overweight:	N	40	52	92
	%	8.6	13.5	10.8
Obese:	N	30	22	52
	%	6.5	5.7	6.1
Overweight or Obese:	N	70	74	144
	%	15.1	19.2	17.0

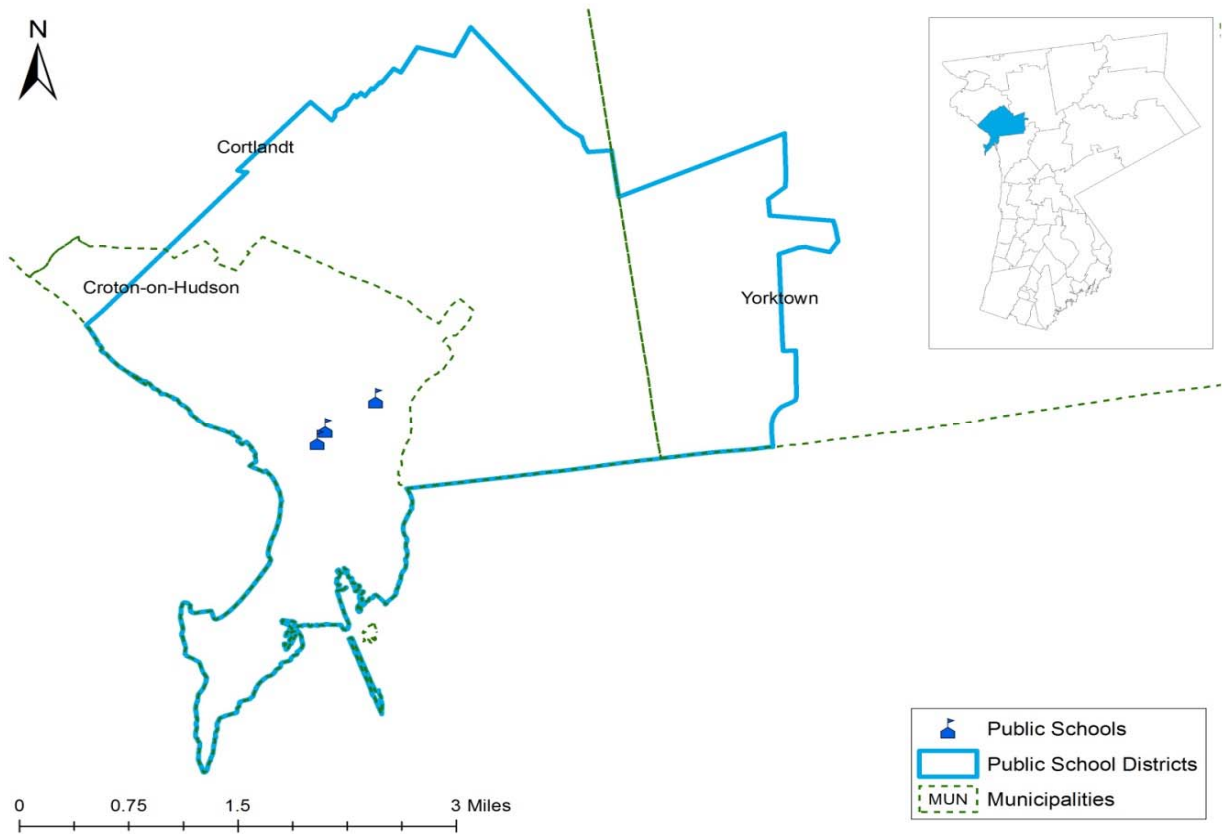
CHAPPAQUA CENTRAL SCHOOL DISTRICT



Student Weight Status 2013-2014

		Grade Level		
		Elementary	Middle/High	District Total
Grades report on overweight and obesity status		PK, K, 2, 4	7,10	PK,K,2,4,7,10
Overweight:	N	86	85	171
	%	12.4	15.0	13.6
Obese:	N	48	34	82
	%	6.9	6.0	6.5
Overweight or Obese:	N	134	119	253
	%	19.3	21.0	20.1

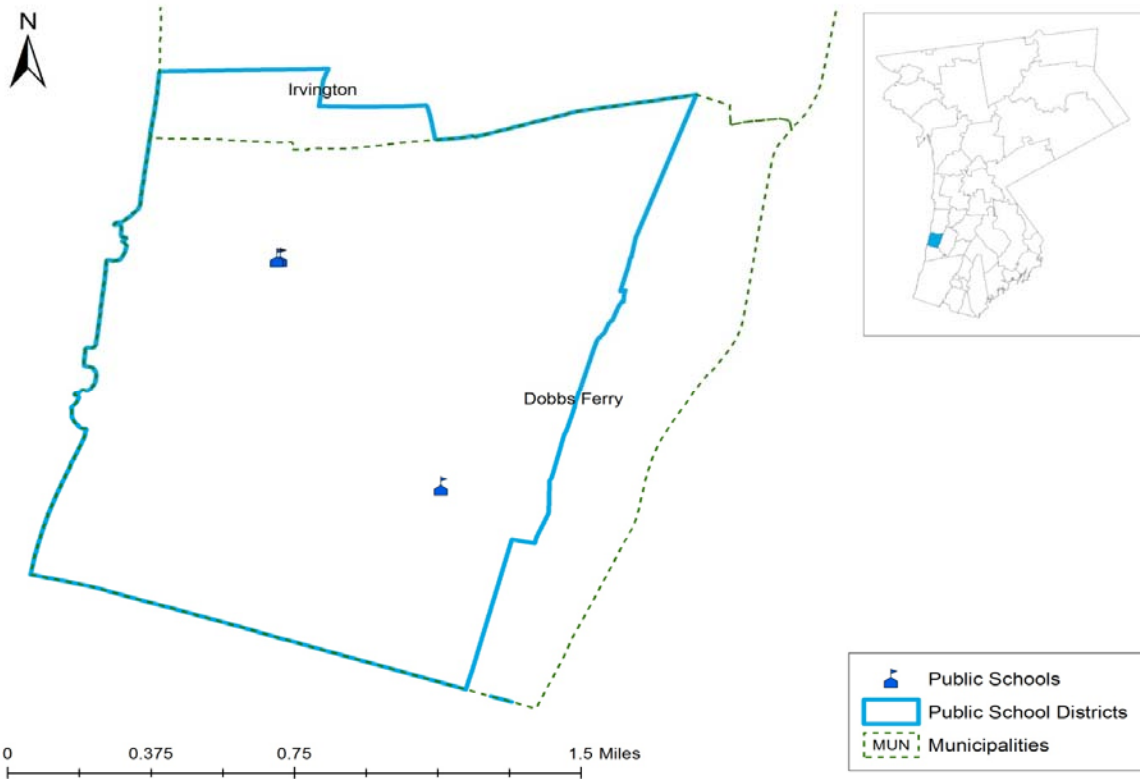
CROTON-HARMON UNION FREE SCHOOL DISTRICT



Student Weight Status 2012-2013

		Grade Level		
		Elementary	Middle/High	District Total
Grades report on overweight and obesity status		PK, K, 2, 4	7,10	PK,K,2,4,7,10
Overweight:	N	44	33	77
	%	11.7	11.8	11.6
Obese:	N	43	34	77
	%	11.5	12.1	11.6
Overweight or Obese:	N	87	67	154
	%	23.2	23.9	23.1

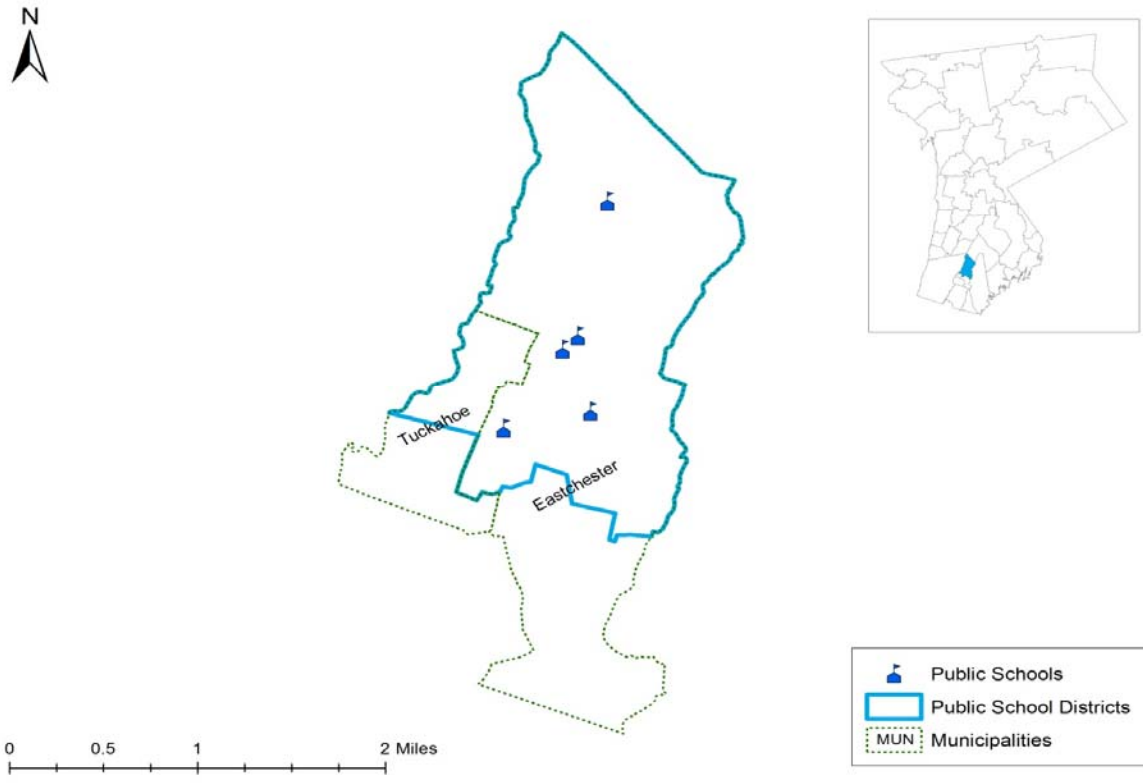
DOBBS FERRY UNION FREE SCHOOL DISTRICT



Student Weight Status 2012-2013

		Grade Level		
		Elementary	Middle/High	District Total
Grades report on overweight and obesity status		PK, K, 2, 4	7,10	PK,K,2,4,7,10
Overweight:	N	26	14	40
	%	11.0	10.0	10.6
Obese:	N	24	17	41
	%	10.1	12.1	10.8
Overweight or Obese:	N	50	31	81
	%	21.1	22.1	21.4

EASTCHESTER UNION FREE SCHOOL DISTRICT



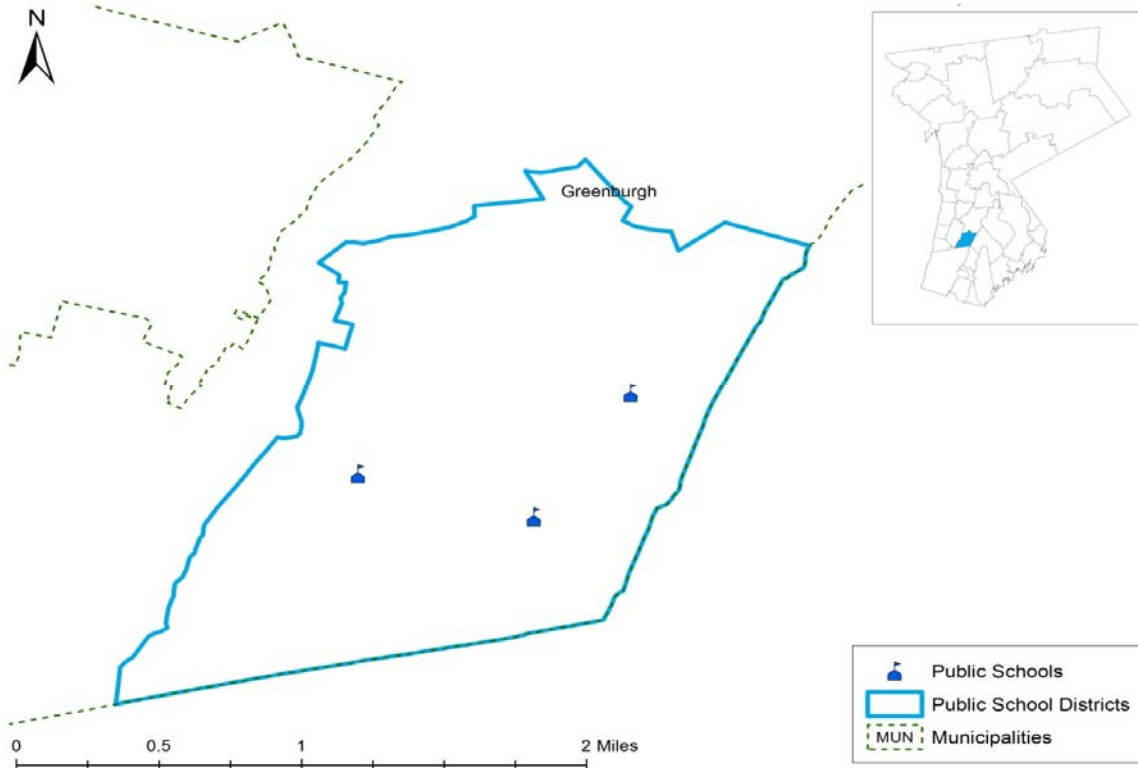
Student Weight Status 2013-2014

		Grade Level		
		Elementary	Middle/High	District Total*
Grades report on overweight and obesity status		PK, K, 2, 4	7,10	PK,K,2,4,7,10
Overweight:	N	59	118	177
	%	12.7	24.3	19.4
Obese:	N	37	50	87**
	%	8.0	10.3	5.6
Overweight or Obese:	N	96	168	228
	%	20.7	34.6	25.0

* School districts report weight status data separately for students in elementary, middle/high and the total school district. The counts of students represented in the district totals may not necessarily equal the sum of students in the elementary and middle/high totals because of restrictions in reporting small numbers due to the FERPA.

**WCDH corrected data entry/reporting errors from these recorded at <https://health.data.ny.gov>

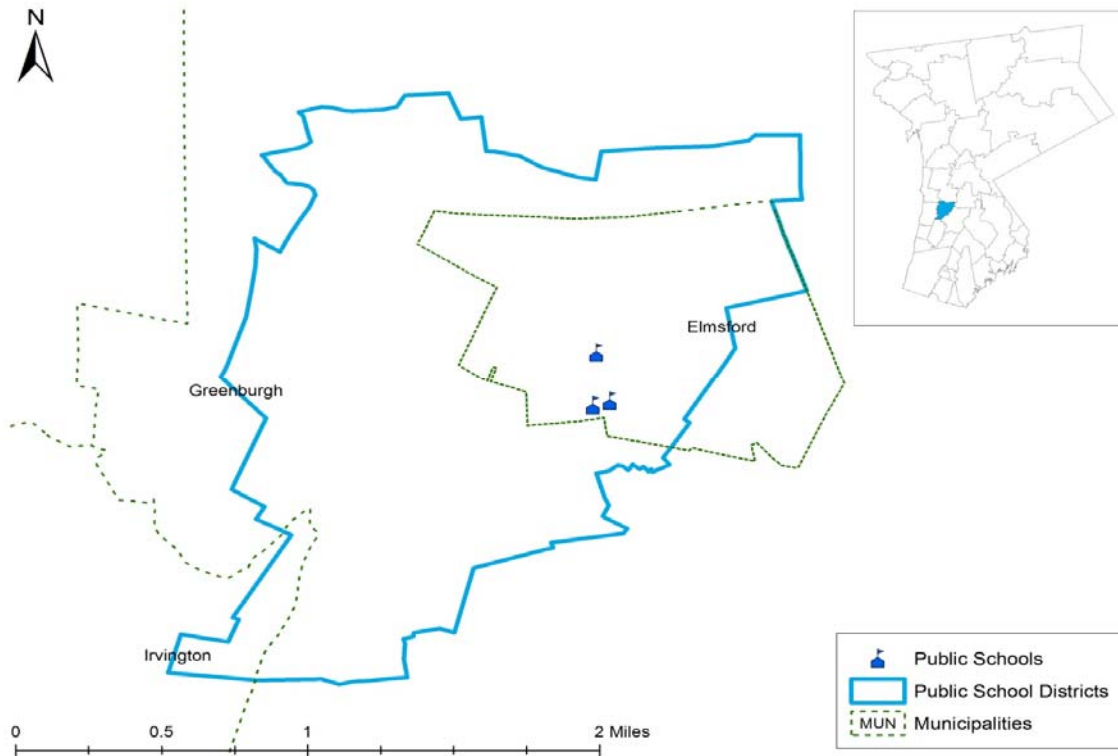
EDGEMONT UNION FREE SCHOOL DISTRICT



Student Weight Status 2013-2014

		Grade Level		
		Elementary	Middle/High	District Total
Grades report on overweight and obesity status		PK, K, 2, 4	7,10	PK,K,2,4,7,10
Overweight:	N	43	32	75
	%	11.8	12.2	12.0
Obese:	N	30	16	46
	%	8.3	6.1	7.4
Overweight or Obese:	N	73	48	121
	%	20.1	18.3	19.4

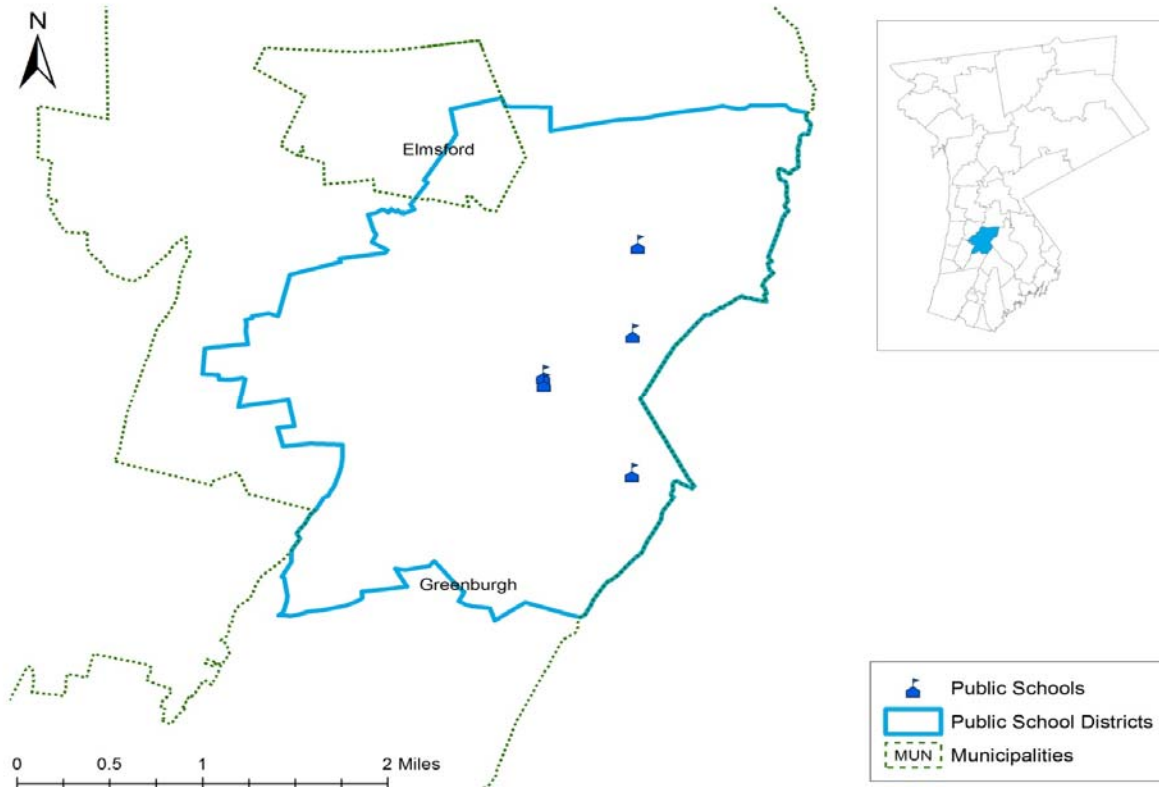
ELMSFORD UNION FREE SCHOOL DISTRICT



Student Weight Status 2013-2014

		Grade Level		
		Elementary	Middle/High	District Total
Grades report on overweight and obesity status		PK, K, 2, 4	7,10	PK,K,2,4,7,10
Overweight:	N	24	23	47
	%	14.3	19.2	16.3
Obese:	N	39	29	68
	%	23.2	24.2	23.6
Overweight or Obese:	N	63	52	115
	%	37.5	43.3	39.9

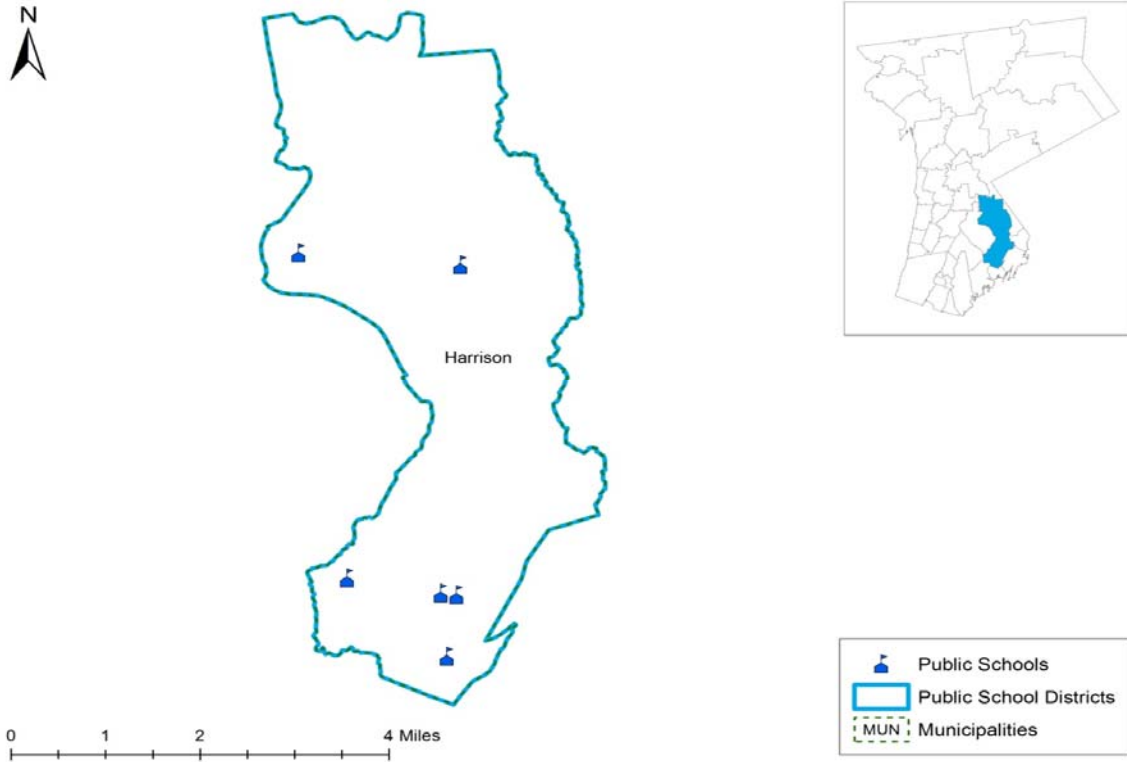
GREENBURGH CENTRAL SCHOOL DISTRICT



Student Weight Status 2012-2013

		Grade Level		
		Elementary	Middle/High	District Total
Grades report on overweight and obesity status		PK, K, 2, 4	7,10	PK,K,2,4,7,10
Overweight:	N	62	19	86
	%	14.4	20.4	16.6
Obese:	N	93	31	124
	%	21.6	33.3	23.9
Overweight or Obese:	N	155	50	210
	%	36.0	53.8	40.5

HARRISON CENTRAL SCHOOL DISTRICT

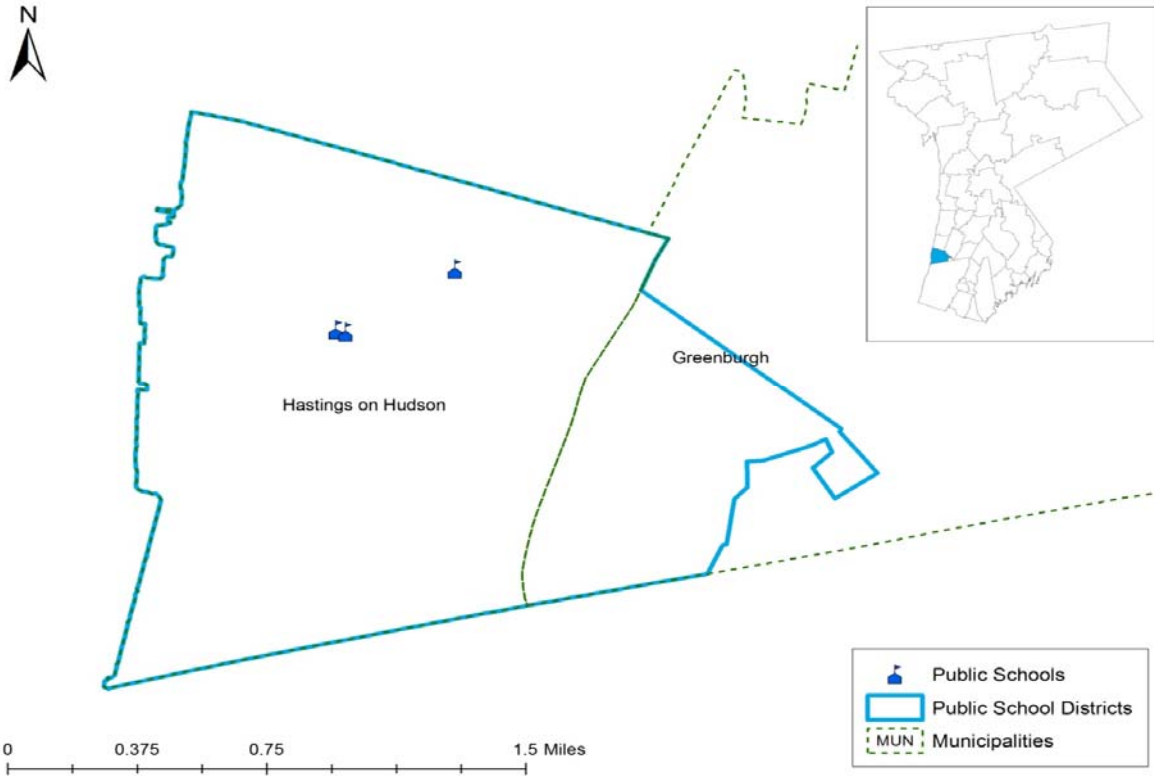


Student Weight Status 2012-2013

		Grade Level		
		Elementary	Middle/High	District Total
Grades report on overweight and obesity status		PK, K, 2, 4	7,10	PK,K,2,4,7,10
Overweight:	N	168	39	207*
	%	23.3	12.0	12.7
Obese:	N	84	28	112*
	%	11.7	8.6	8.3
Overweight or Obese:	N	252	67	319*
	%	35.0	20.6	21.0

*WCDH corrected data entry/reporting errors from these recorded at <https://health.data.ny.gov>

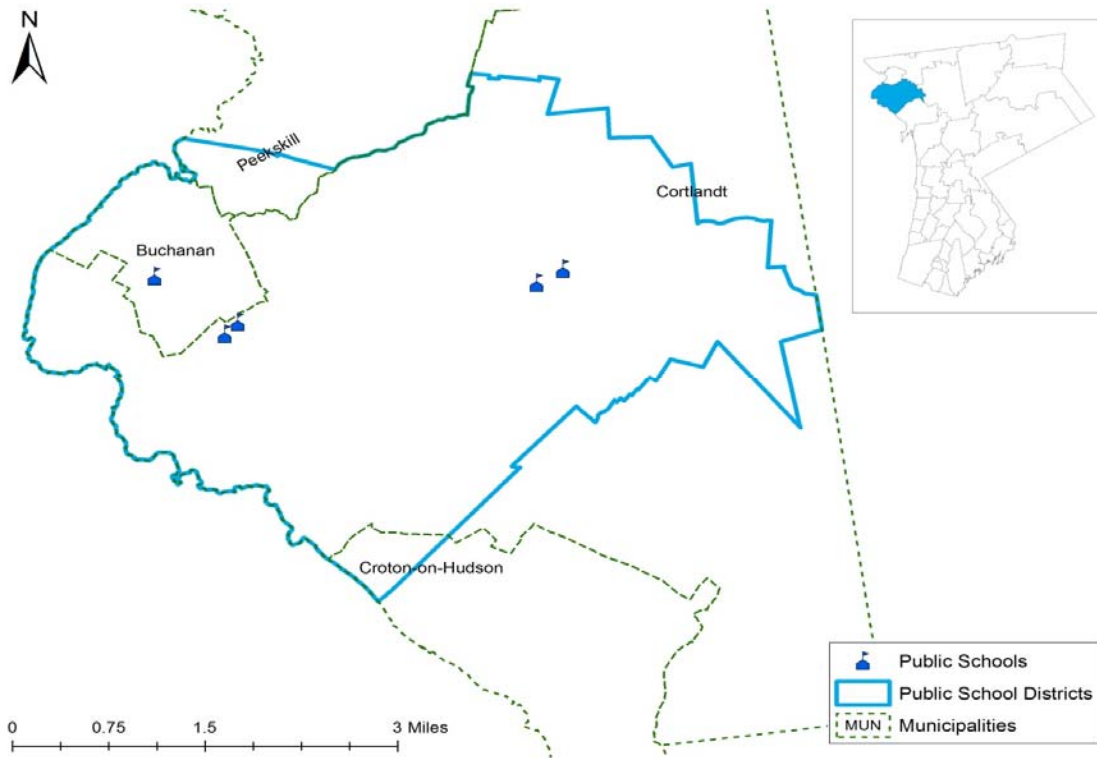
HASTINGS-ON-HUDSON UNION FREE SCHOOL DISTRICT



Student Weight Status 2012-2013

		Grade Level		
		Elementary	Middle/High	District Total
Grades report on overweight and obesity status		PK, K, 2, 4	7,10	PK,K,2,4,7,10
Overweight:	N	39	26	65
	%	13.7	10.7	12.5
Obese:	N	14	21	35
	%	4.9	8.6	6.7
Overweight or Obese:	N	53	47	100
	%	18.7	19.3	19.2

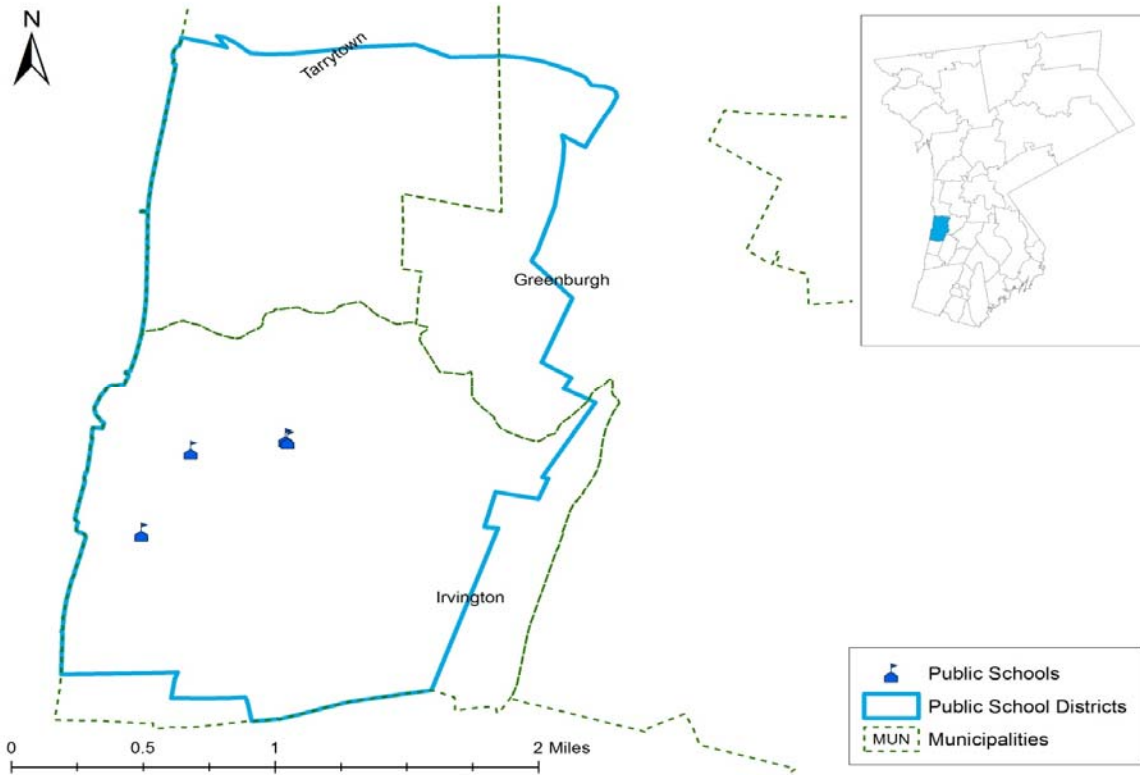
HENDRICK HUDSON CENTRAL SCHOOL DISTRICT



Student Weight Status 2012-2013

		Grade Level		
		Elementary	Middle/High	District Total
Grades report on overweight and obesity status		PK, K, 2, 4	7,10	PK,K,2,4,7,10
Overweight:	N	66	55	121
	%	16.3	14.6	15.4
Obese:	N	58	56	114
	%	14.3	14.9	14.5
Overweight or Obese:	N	124	111	235
	%	30.6	29.4	29.9

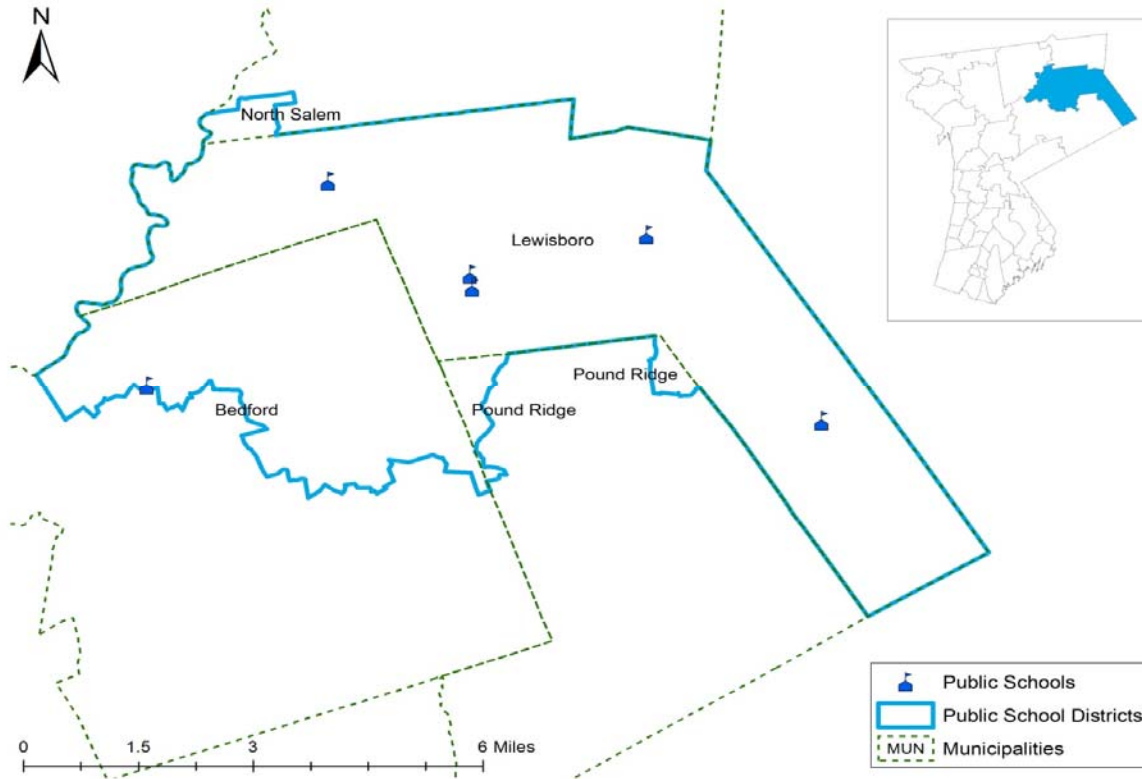
IRVINGTON UNION FREE SCHOOL DISTRICT



Student Weight Status 2012-2013

		Grade Level		
		Elementary	Middle/High	District Total
Grades report on overweight and obesity status		PK, K, 2, 4	7,10	PK,K,2,4,7,10
Overweight:	N	37	33	70
	%	12.2	14.2	12.9
Obese:	N	13	23	36
	%	4.3	9.9	6.6
Overweight or Obese:	N	50	56	106
	%	16.4	24.1	19.5

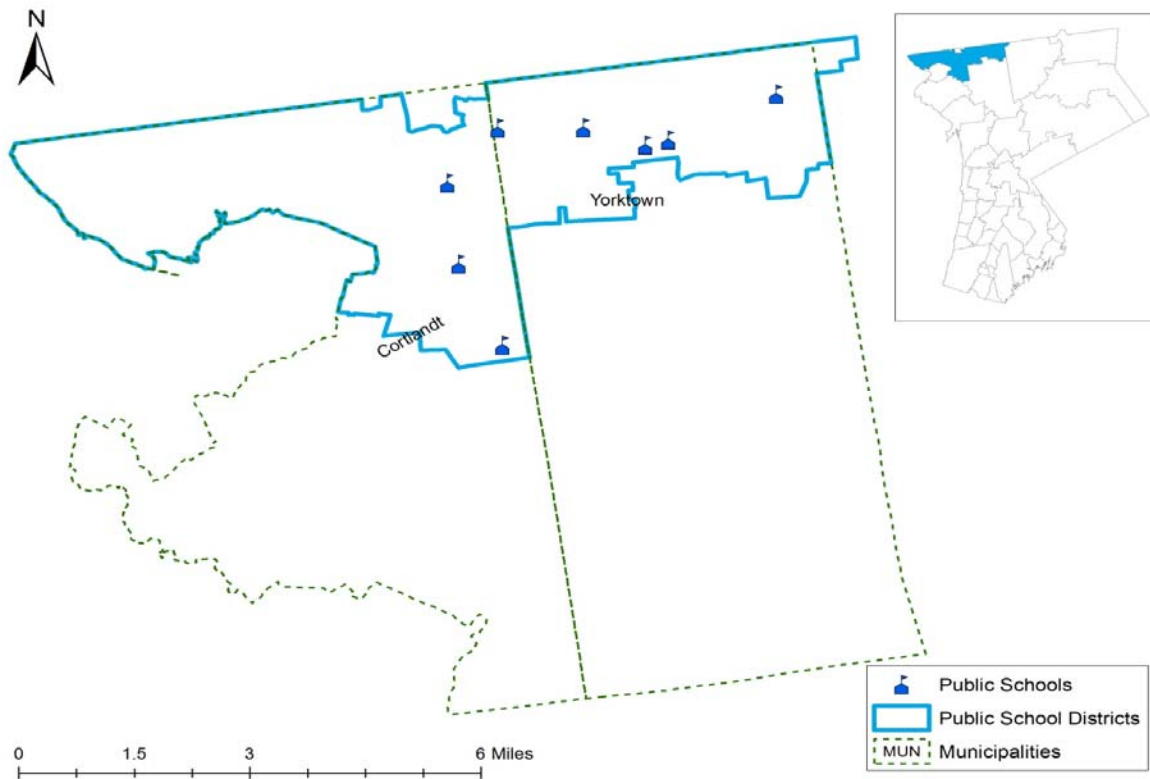
KATONAH-LEWISBORO UNION FREE SCHOOL DISTRICT



Student Weight Status 2013-2014

		Grade Level		
		Elementary	Middle/High	District Total
Grades report on overweight and obesity status		PK, K, 2, 4	7,10	PK,K,2,4,7,10
Overweight:	N	81	81	162
	%	13.0	13.7	13.3
Obese:	N	52	56	108
	%	8.3	9.5	8.9
Overweight or Obese:	N	133	137	270
	%	21.3	23.1	22.2

LAKELAND CENTRAL SCHOOL DISTRICT

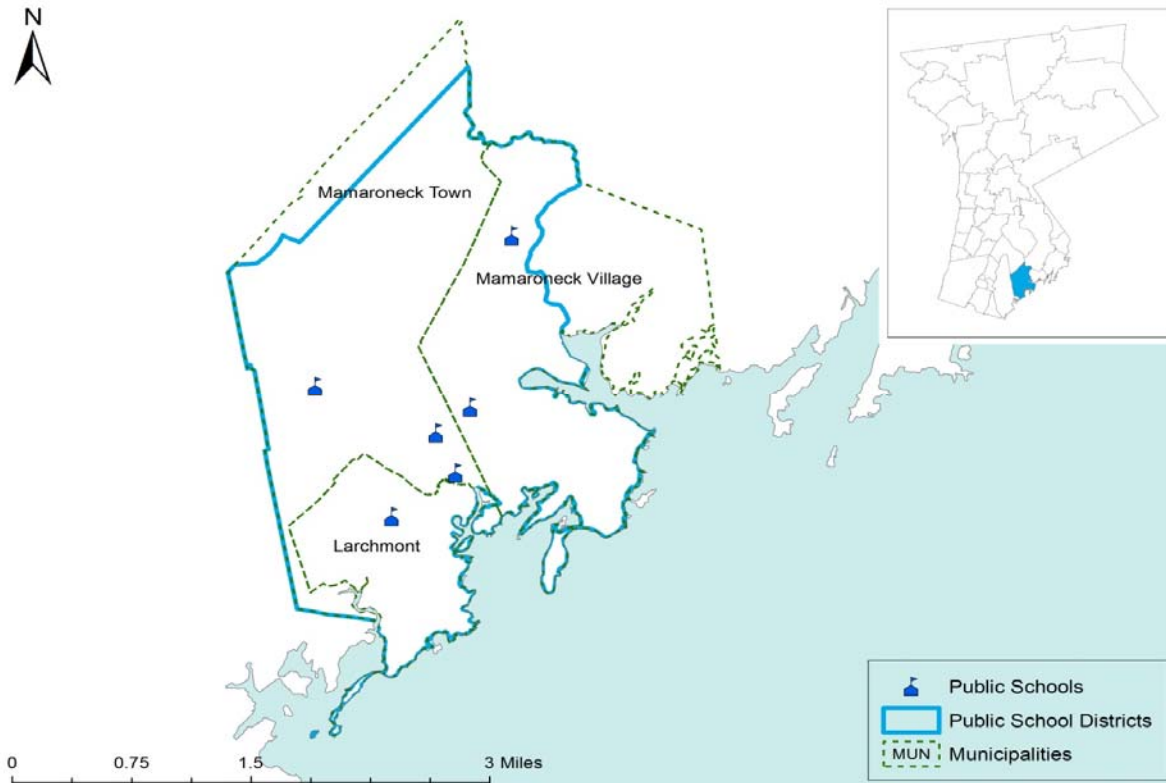


Student Weight Status 2013-2014

		Grade Level		
		Elementary	Middle/High	District Total*
Grades report on overweight and obesity status		PK, K, 2, 4	7,10	PK,K,2,4,7,10
Overweight:	N	177	119	306
	%	16.0	15.5	16.2
Obese:	N	166	112	278
	%	15.0	14.5	14.7
Overweight or Obese:	N	343	231	584
	%	30.9	30.0	30.9

* School districts report weight status data separately for students in elementary, middle/high and the total school district. The counts of students represented in the district totals may not necessarily equal the sum of students in the elementary and middle/high totals because of restrictions in reporting small numbers due to the FERPA.

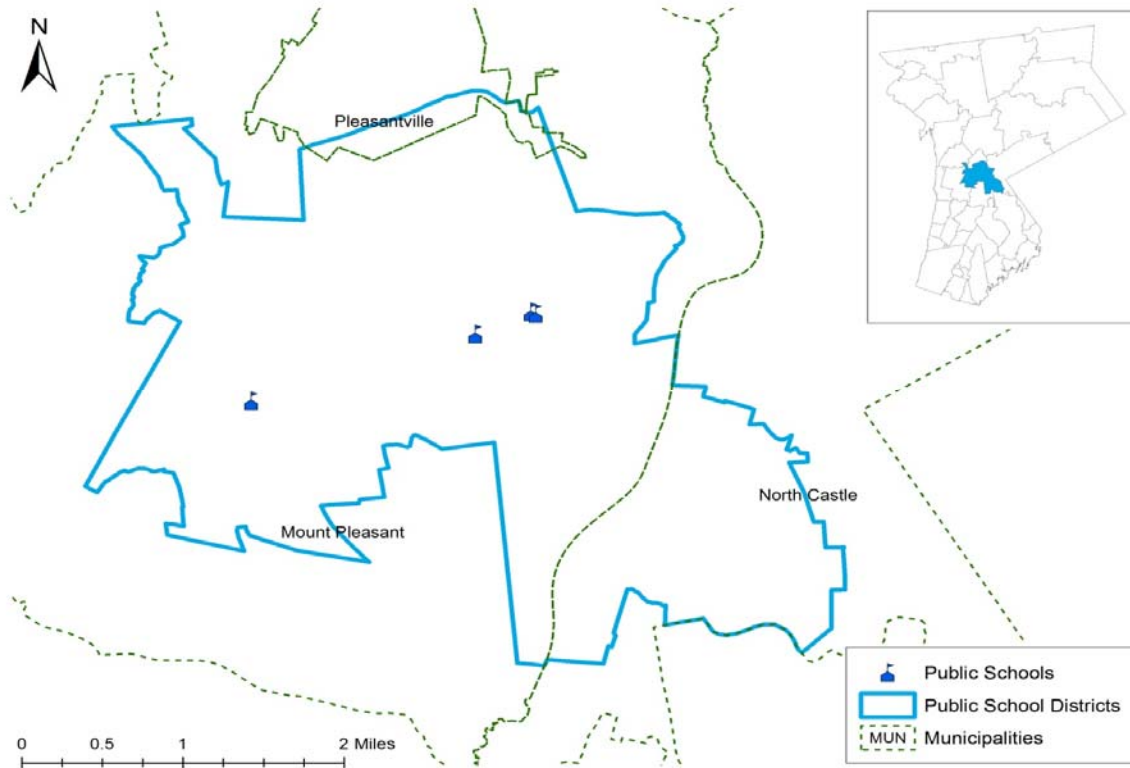
MAMARONECK UNION FREE SCHOOL DISTRICT



Student Weight Status 2013-2014

		Grade Level		
		Elementary	Middle/High	District Total
Grades report on overweight and obesity status		PK, K, 2, 4	7,10	PK,K,2,4,7,10
Overweight:	N	99	74	173
	%	10.5	13.3	11.5
Obese:	N	83	42	122
	%	8.8	7.5	8.1
Overweight or Obese:	N	182	116	295
	%	19.3	20.8	19.7

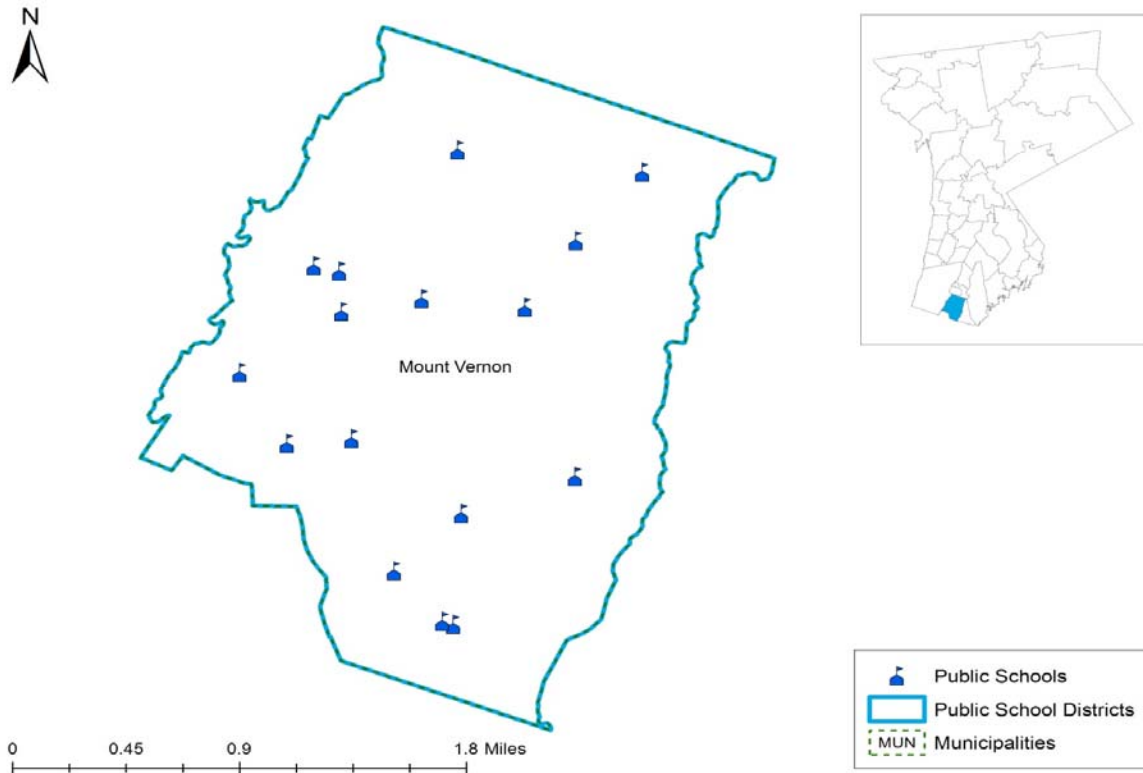
MOUNT PLEASANT CENTRAL SCHOOL DISTRICT



Student Weight Status 2012-2013

		Grade Level		
		Elementary	Middle/High	District Total
Grades report on overweight and obesity status		PK, K, 2, 4	7,10	PK,K,2,4,7,10
Overweight:	N	65	49	114
	%	15.0	21.2	17.0
Obese:	N	51	28	79
	%	11.8	12.1	11.8
Overweight or Obese:	N	116	77	193
	%	26.8	33.3	28.8

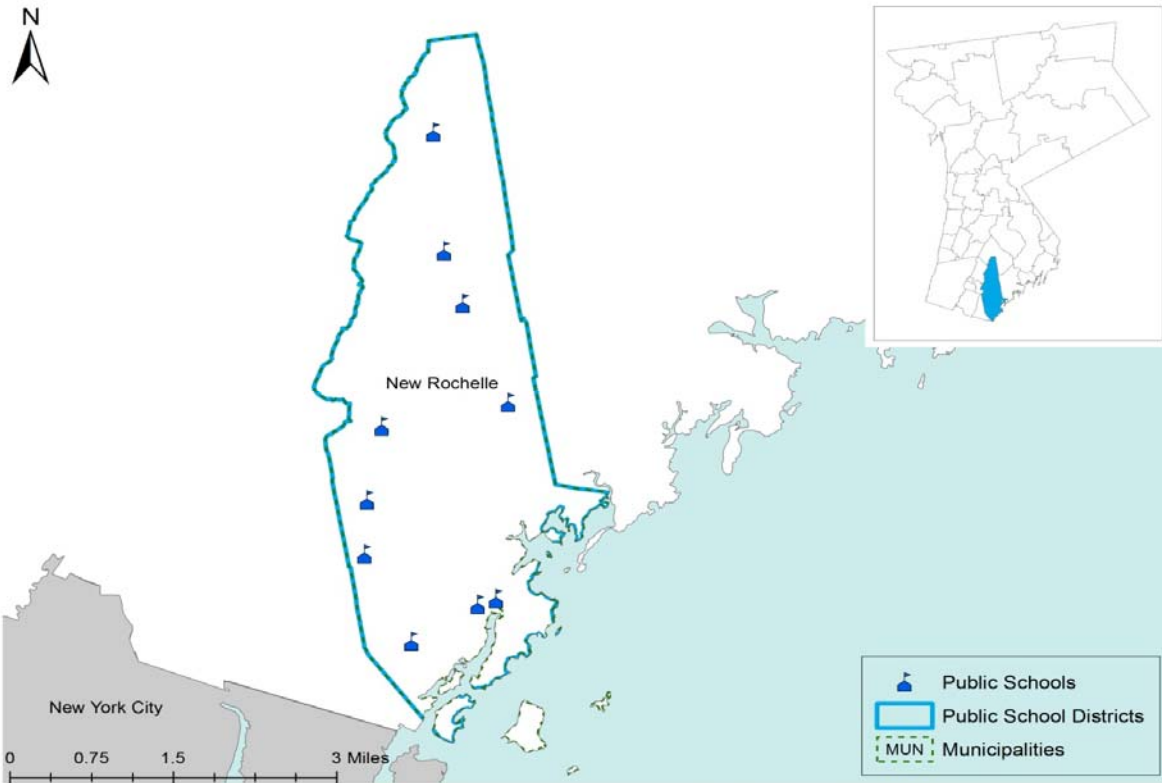
MOUNT VERNON CITY SCHOOL DISTRICT



Student Weight Status 2012-2013

		Grade Level		
		Elementary	Middle/High	District Total
Grades report on overweight and obesity status		PK, K, 2, 4	7,10	PK,K,2,4,7,10
Overweight:	N	206	83	289
	%	17.0	13.5	15.8
Obese:	N	195	101	296
	%	16.1	16.4	16.2
Overweight or Obese:	N	401	184	585
	%	33.2	29.8	32.0

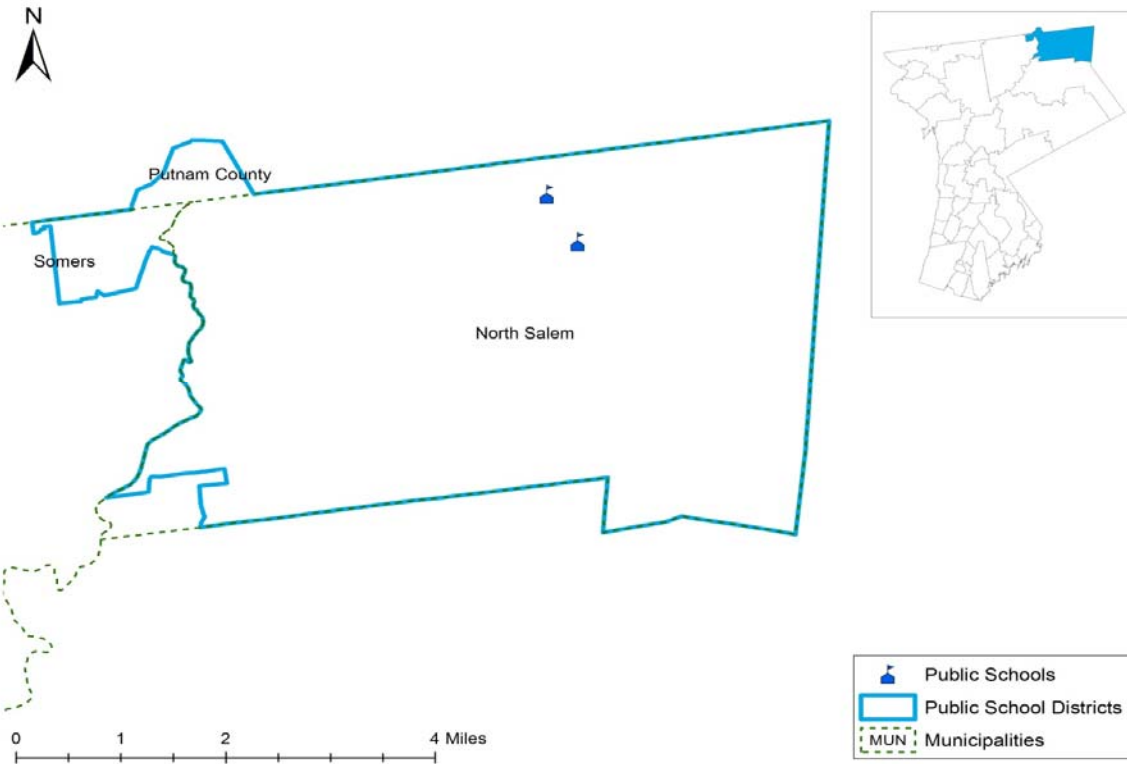
NEW ROCHELLE CITY SCHOOL DISTRICT



Student Weight Status 2012-2013

		Grade Level		
		Elementary	Middle/High	District Total
Grades report on overweight and obesity status		PK, K, 2, 4	7,10	PK,K,2,4,7,10
Overweight:	N	343	270	613
	%	15.6	18.9	16.9
Obese:	N	418	254	672
	%	19.0	17.8	18.5
Overweight or Obese:	N	761	524	1285
	%	34.7	36.7	35.4

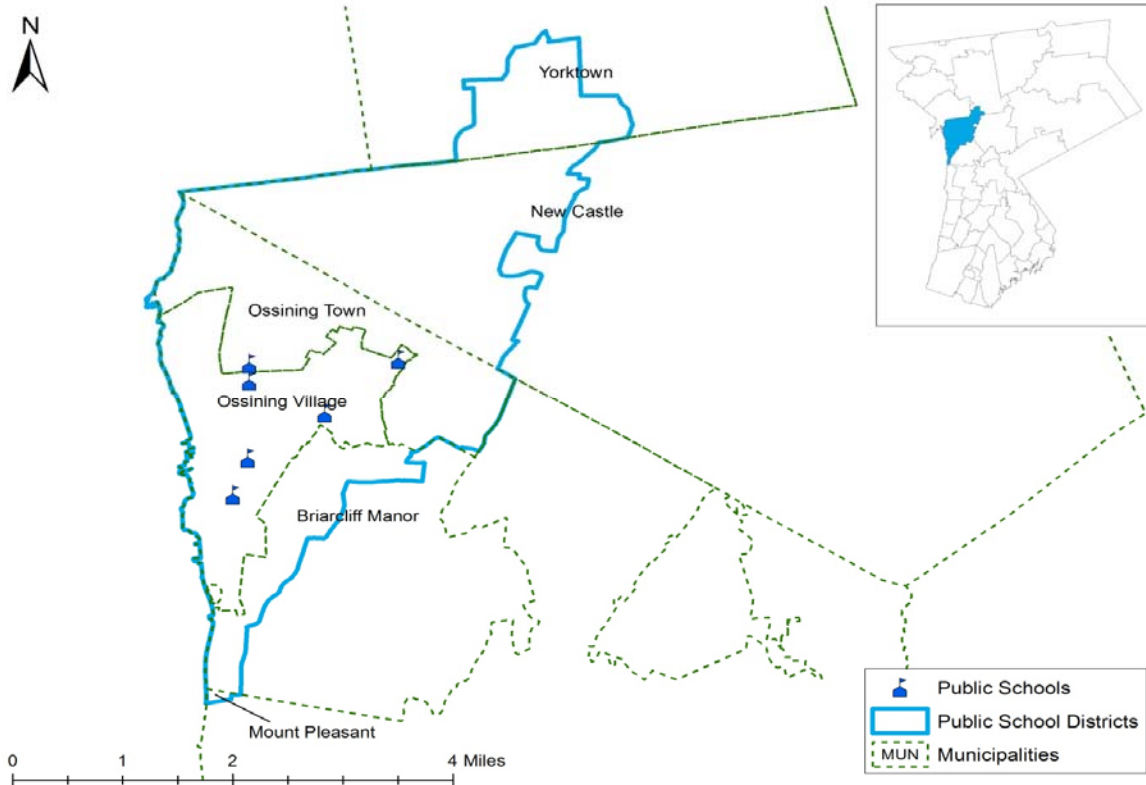
NORTH SALEM CENTRAL SCHOOL DISTRICT



Student Weight Status 2012-2013

		Grade Level		
		Elementary	Middle/High	District Total
Grades report on overweight and obesity status		PK, K, 2, 4	7,10	PK,K,2,4,7,10
Overweight:	N	27	21	48
	%	11.2	13.6	12.0
Obese:	N	19	21	40
	%	7.9	13.6	10.0
Overweight or Obese:	N	46	42	88
	%	19.1	27.3	22.0

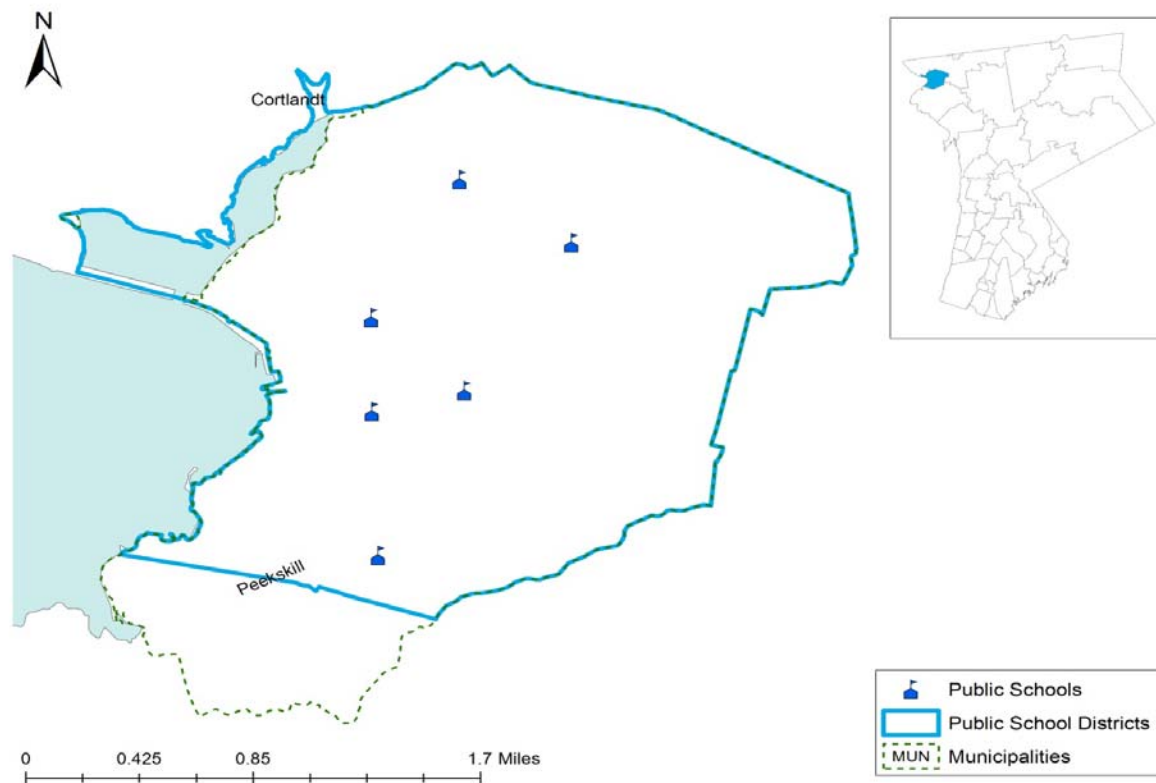
OSSINING UNION FREE SCHOOL DISTRICT



Student Weight Status 2013-2014

		Grade Level		
		Elementary	Middle/High	District Total
Grades report on overweight and obesity status		PK, K, 2, 4	7,10	PK,K,2,4,7,10
Overweight:	N	143	114	257
	%	18.2	21.3	19.5
Obese:	N	152	106	258
	%	19.4	19.9	19.6
Overweight or Obese:	N	295	220	515
	%	37.6	41.2	39.0

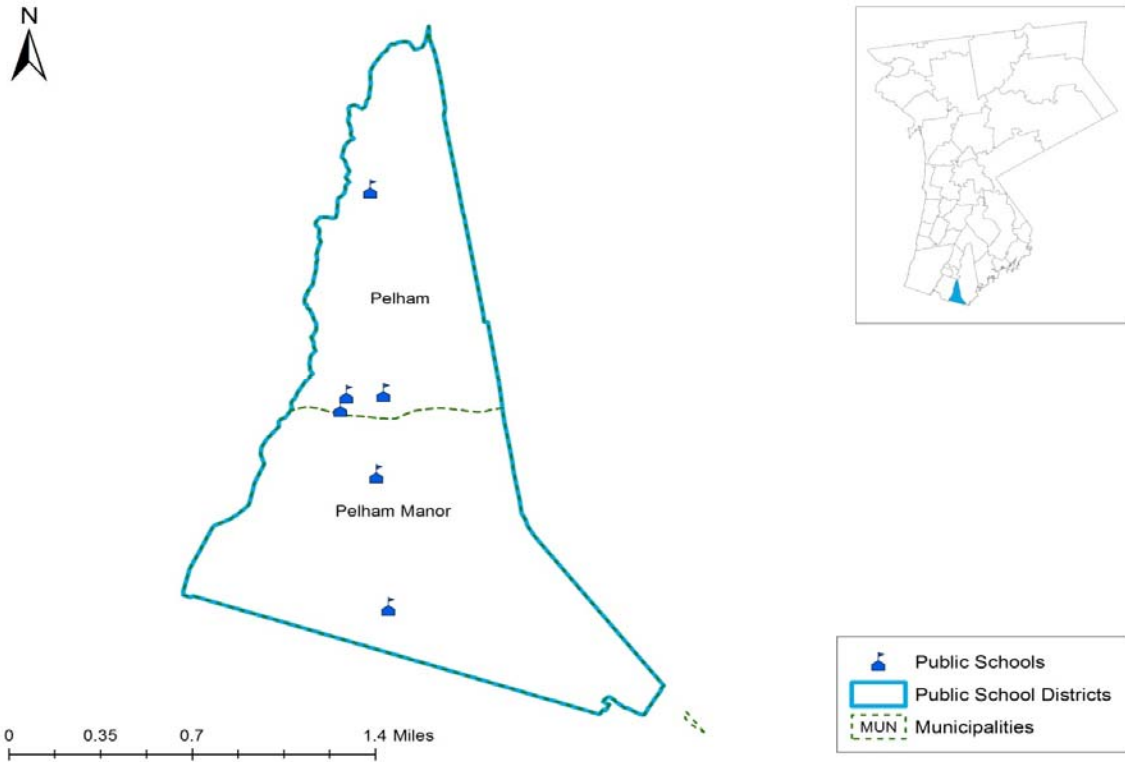
PEEKSKILL CITY SCHOOL DISTRICT



Student Weight Status 2013-2014

		Grade Level		
		Elementary	Middle/High	District Total
Grades report on overweight and obesity status		PK, K, 2, 4	7,10	PK,K,2,4,7,10
Overweight:	N	94	64	158
	%	18.7	21.5	20.8
Obese:	N	119	66	185
	%	23.7	22.1	24.3
Overweight or Obese:	N	213	130	343
	%	42.4	43.6	45.1

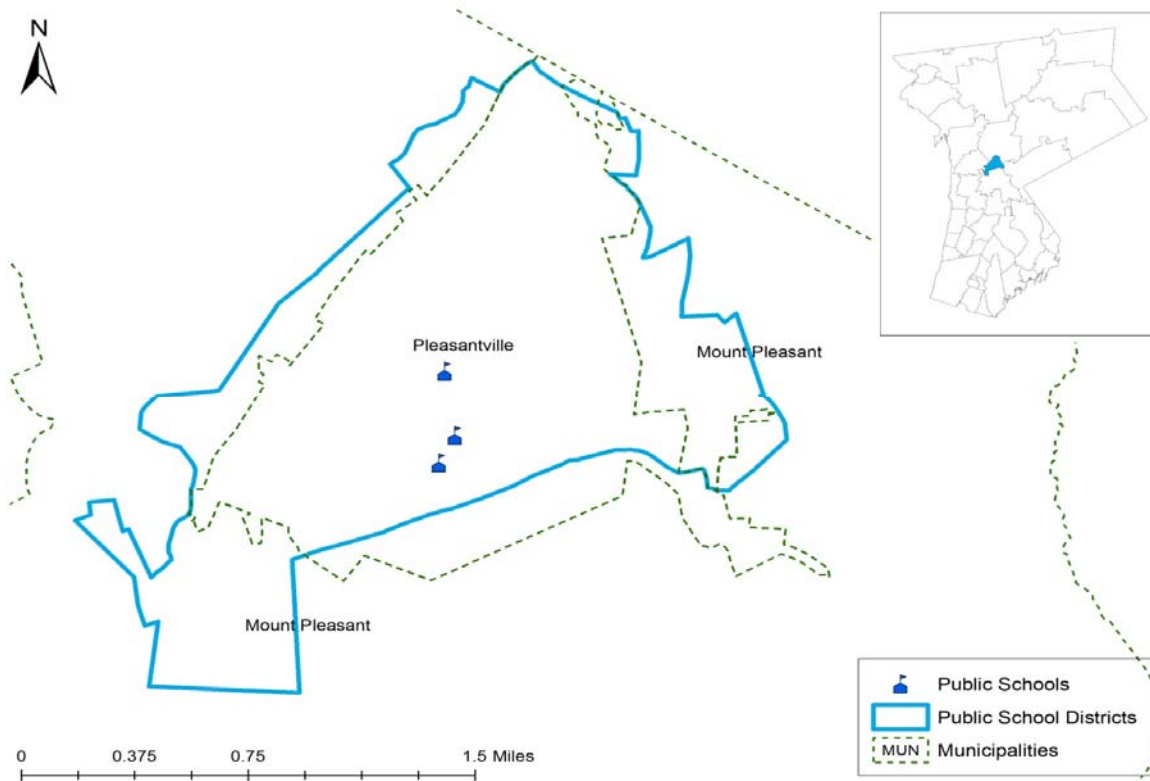
PELHAM UNION FREE SCHOOL DISTRICT



Student Weight Status 2012-2013

		Grade Level		
		Elementary	Middle/High	District Total
Grades report on overweight and obesity status		PK, K, 2, 4	7,10	PK,K,2,4,7,10
Overweight:	N	43	31	74
	%	9.0	18.3	11.5
Obese:	N	49	17	66
	%	10.3	10.1	10.2
Overweight or Obese:	N	92	48	140
	%	19.3	28.4	21.7

PLEASANTVILLE UNION FREE SCHOOL DISTRICT



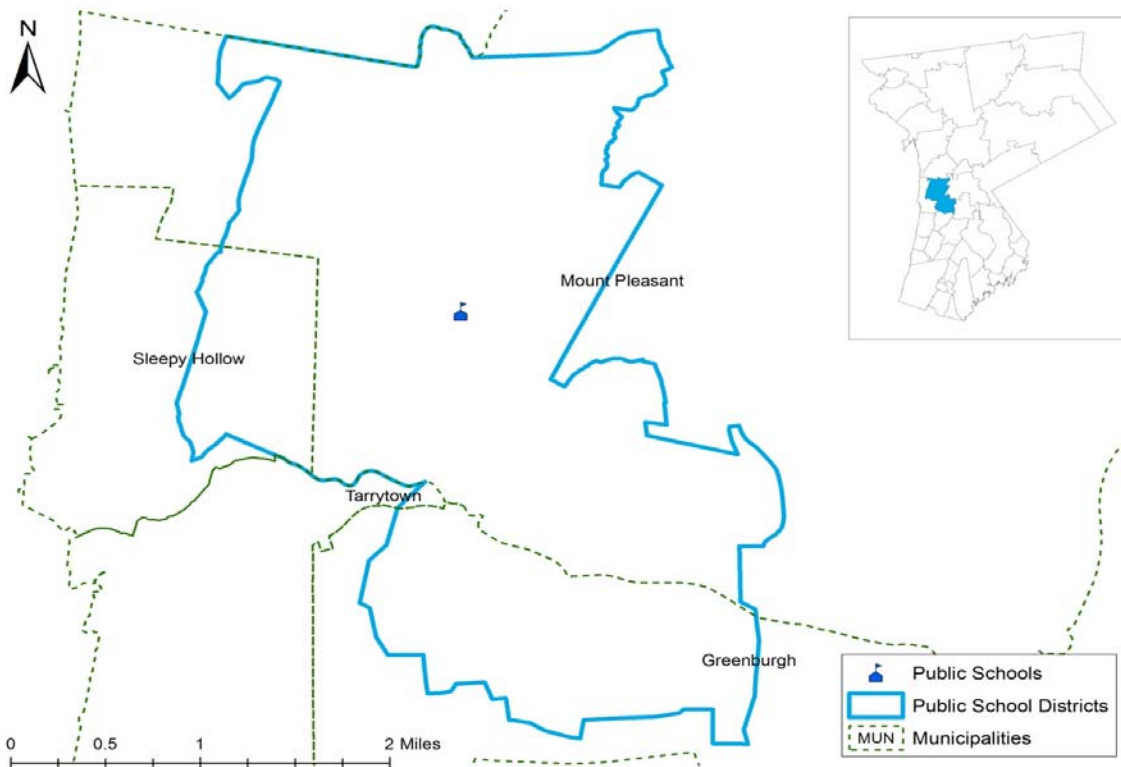
Student Weight Status 2012-2013

		Grade Level		
		Elementary	Middle/High	District Total*
Grades report on overweight and obesity status		PK, K, 2, 4	7,10	PK,K,2,4,7,10
Overweight:	N	31	35	66**
	%	11.6	17.2	13.3
Obese:	N	19	17	37
	%	7.1	8.4	7.7
Overweight or Obese:	N	50	52	102**
	%	18.7	25.6	21.0

* School districts report weight status data separately for students in elementary, middle/high and the total school district. The counts of students represented in the district totals may not necessarily equal the sum of students in the elementary and middle/high totals because of restrictions in reporting small numbers due to the FERPA.

**WCDH corrected data entry/reporting errors from these recorded at <https://health.data.ny.gov>

POCANTICO HILLS CENTRAL SCHOOL DISTRICT

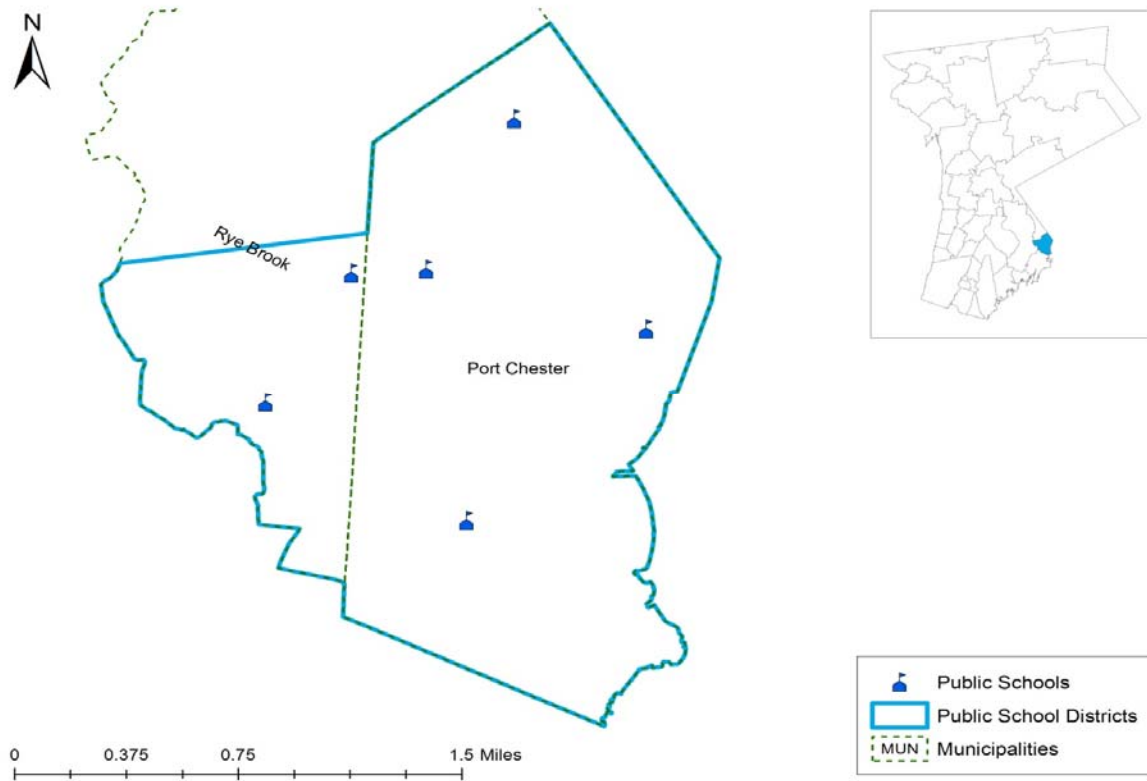


Student Weight Status 2013-2014

		Grade Level		
		Elementary	Middle/High	District Total*
Grades report on overweight and obesity status		PK, K, 2, 4	7,10	PK,K,2,4,7,10
Overweight:	N	13	5	21
	%	16.9	21.7	18.6
Obese:	N	5		12
	%	6.5		10.6
Overweight or Obese:	N	18	5	33
	%	23.4	21.7	29.2

* School districts report weight status data separately for students in elementary, middle/high and the total school district. The counts of students represented in the district totals may not necessarily equal the sum of students in the elementary and middle/high totals because of restrictions in reporting small numbers due to the FERPA.

PORT CHESTER-RYE UNION FREE SCHOOL DISTRICT

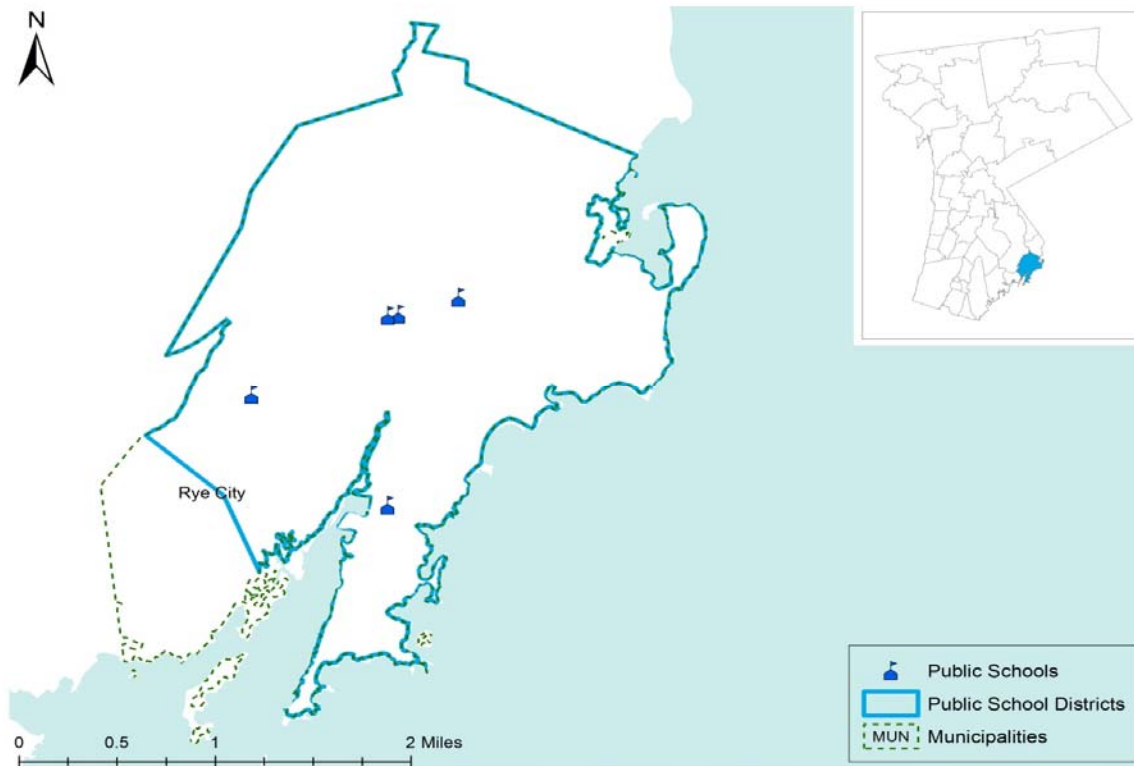


Student Weight Status 2013-2014

		Grade Level		
		Elementary	Middle/High	District Total*
Grades report on overweight and obesity status		PK, K, 2, 4	7,10	PK,K,2,4,7,10
Overweight:	N	190	117	316
	%	19.1	21.0	20.3
Obese:	N	268	126	394
	%	27.0	22.6	25.3
Overweight or Obese:	N	458	243	710
	%	46.1	43.5	45.5

* School districts report weight status data separately for students in elementary, middle/high and the total school district. The counts of students represented in the district totals may not necessarily equal the sum of students in the elementary and middle/high totals because of restrictions in reporting small numbers due to the FERPA.

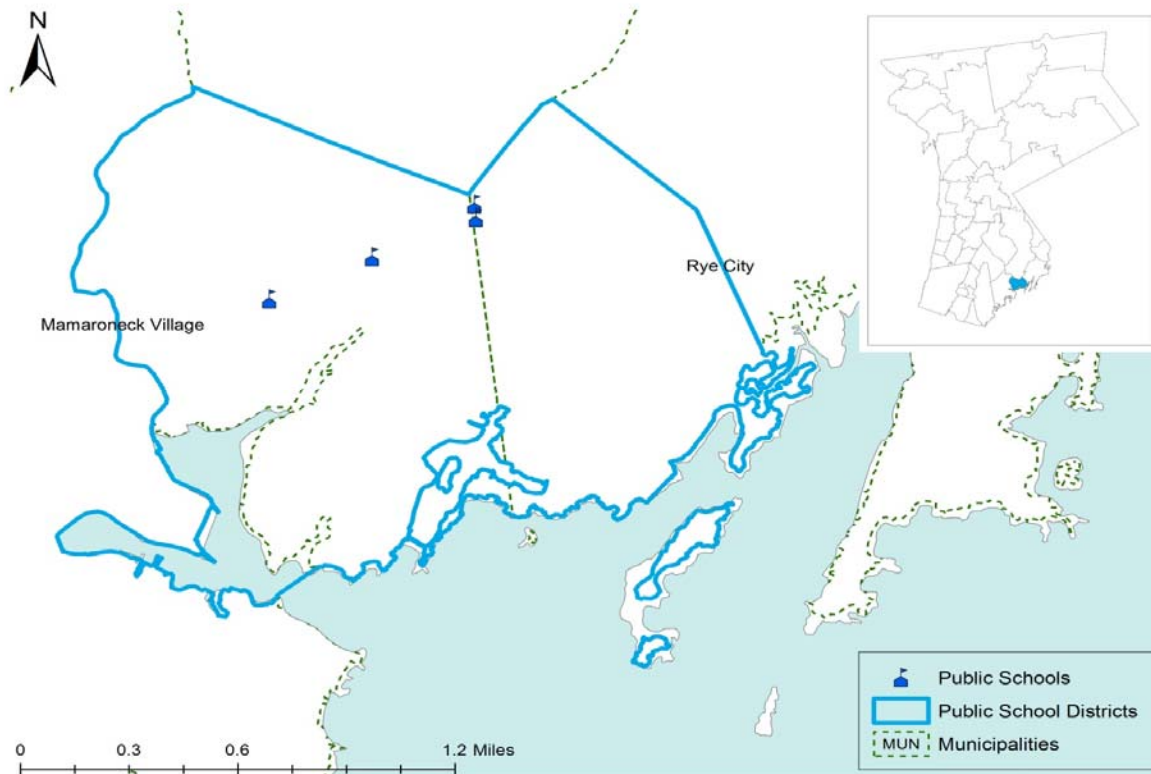
RYE CITY SCHOOL DISTRICT



Student Weight Status 2013-2014

		Grade Level		
		Elementary	Middle/High	District Total
Grades report on overweight and obesity status		PK, K, 2, 4	7,10	PK,K,2,4,7,10
Overweight:	N	77	48	125
	%	10.8	10.6	10.7
Obese:	N	37	29	66
	%	5.2	6.4	5.6
Overweight or Obese:	N	114	77	191
	%	15.9	17.0	16.3

RYE NECK UNION FREE SCHOOL DISTRICT

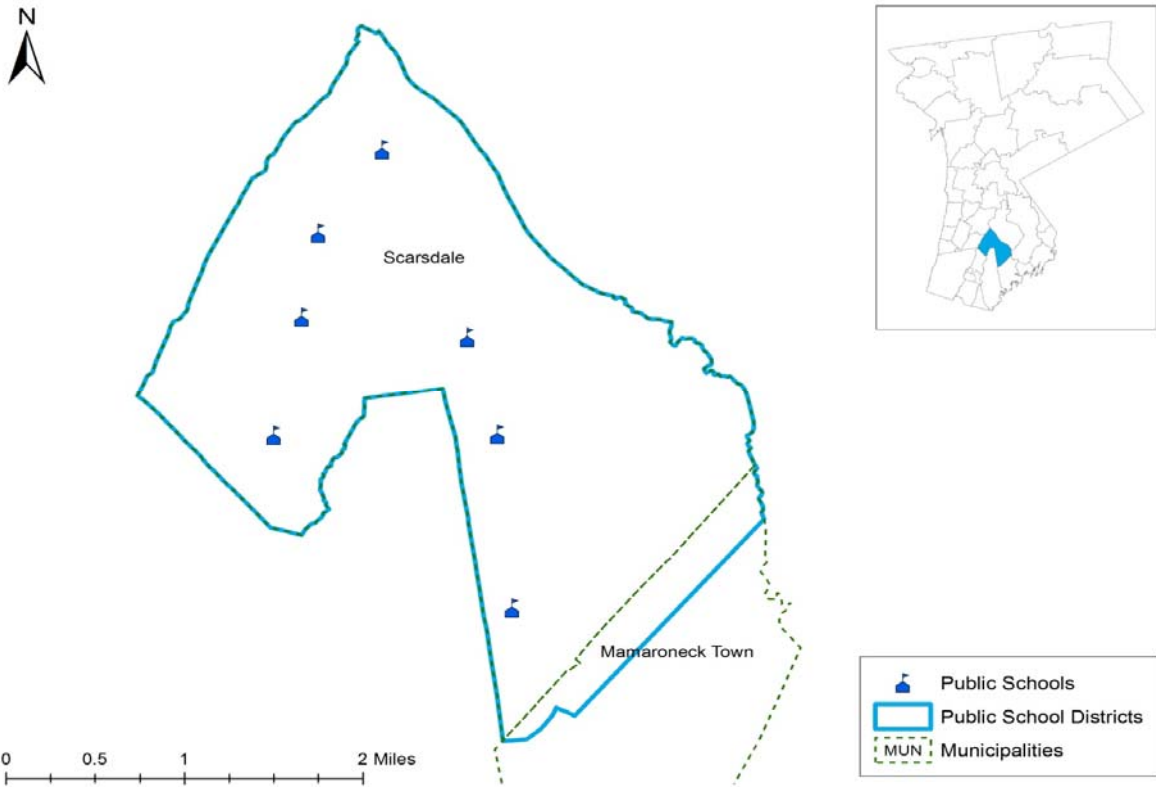


Student Weight Status 2012-2013

		Grade Level		
		Elementary	Middle/High	District Total*
Grades report on overweight and obesity status		PK, K, 2, 4	7,10	PK,K,2,4,7,10
Overweight:	N	41	30	177
	%	12.7	14.6	27.8
Obese:	N	31	24	55
	%	9.6	11.7	8.6
Overweight or Obese:	N	72	54	232
	%	22.3	26.3	36.4

* School districts report weight status data separately for students in elementary, middle/high and the total school district. The counts of students represented in the district totals may not necessarily equal the sum of students in the elementary and middle/high totals because of restrictions in reporting small numbers due to the FERPA.

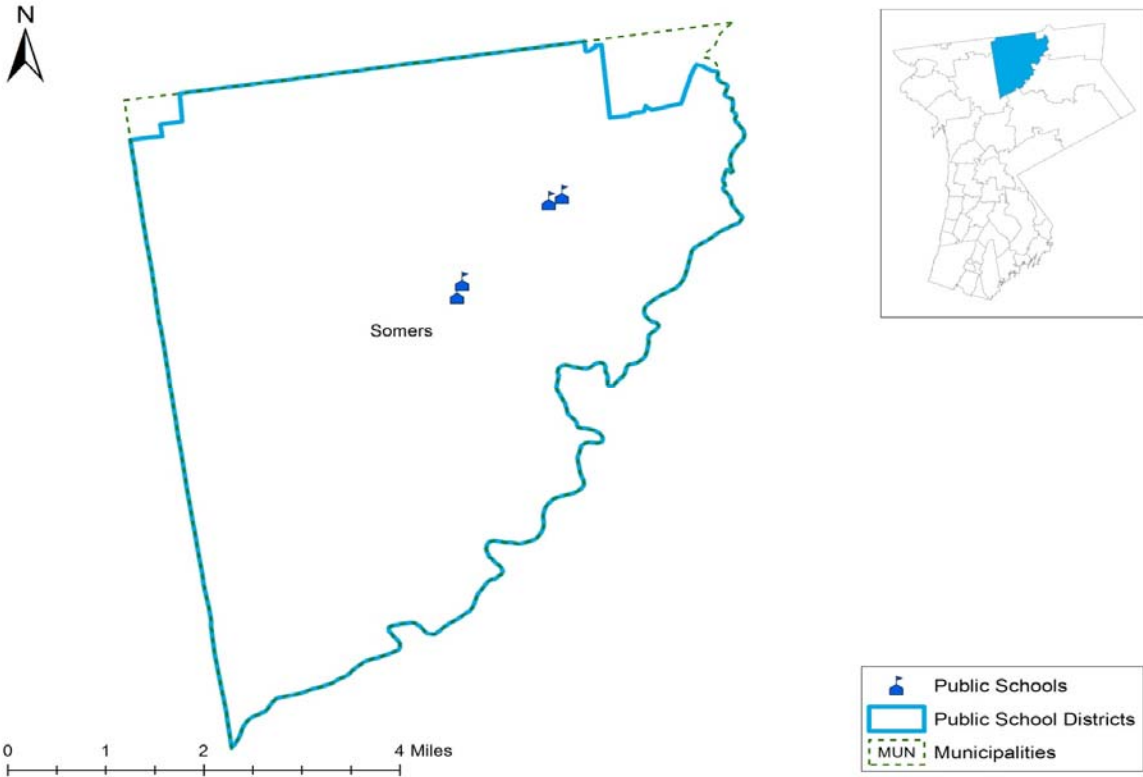
SCARSDALE UNION FREE SCHOOL DISTRICT



Student Weight Status 2012-2013

		Grade Level		
		Elementary	Middle/High	District Total
Grades report on overweight and obesity status		PK, K, 2, 4	7,10	PK,K,2,4,7,10
Overweight:	N	42	70	112
	%	6.5	12.0	9.1
Obese:	N	26	37	63
	%	4.0	6.3	5.1
Overweight or Obese:	N	68	107	175
	%	10.4	18.3	14.2

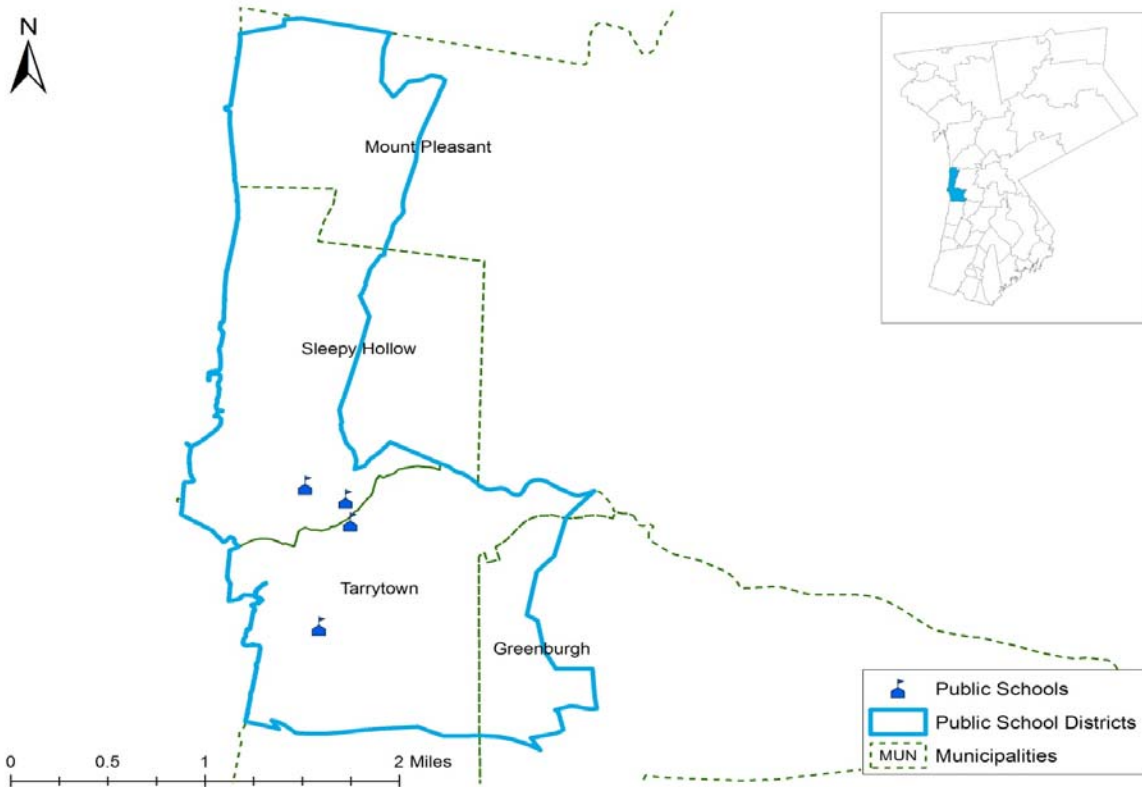
SOMERS CENTRAL SCHOOL DISTRICT



Student Weight Status 2012-2013

		Grade Level		
		Elementary	Middle/High	District Total
Grades report on overweight and obesity status		PK, K, 2, 4	7,10	PK,K,2,4,7,10
Overweight:	N	65	59	124
	%	14.3	14.2	14.2
Obese:	N	40	44	84
	%	8.8	10.6	9.6
Overweight or Obese:	N	105	103	208
	%	23.0	24.8	23.9

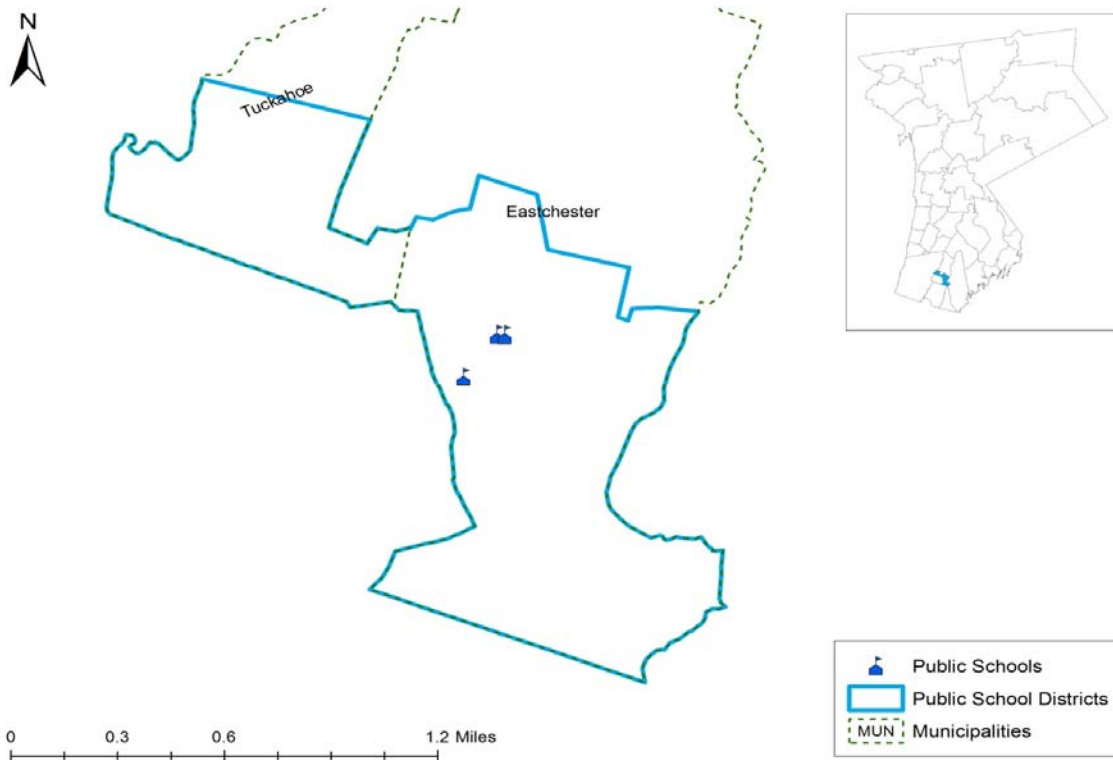
TARRYTOWNS UNION FREE SCHOOL DISTRICT



Student Weight Status 2013-2014

		Grade Level		
		Elementary	Middle/High	District Total
Grades report on overweight and obesity status		PK, K, 2, 4	7,10	PK,K,2,4,7,10
Overweight:	N	67		67
	%	19.8		12.1
Obese:	N	79		79
	%	23.3		14.3
Overweight or Obese:	N	146		146
	%	43.1		26.4

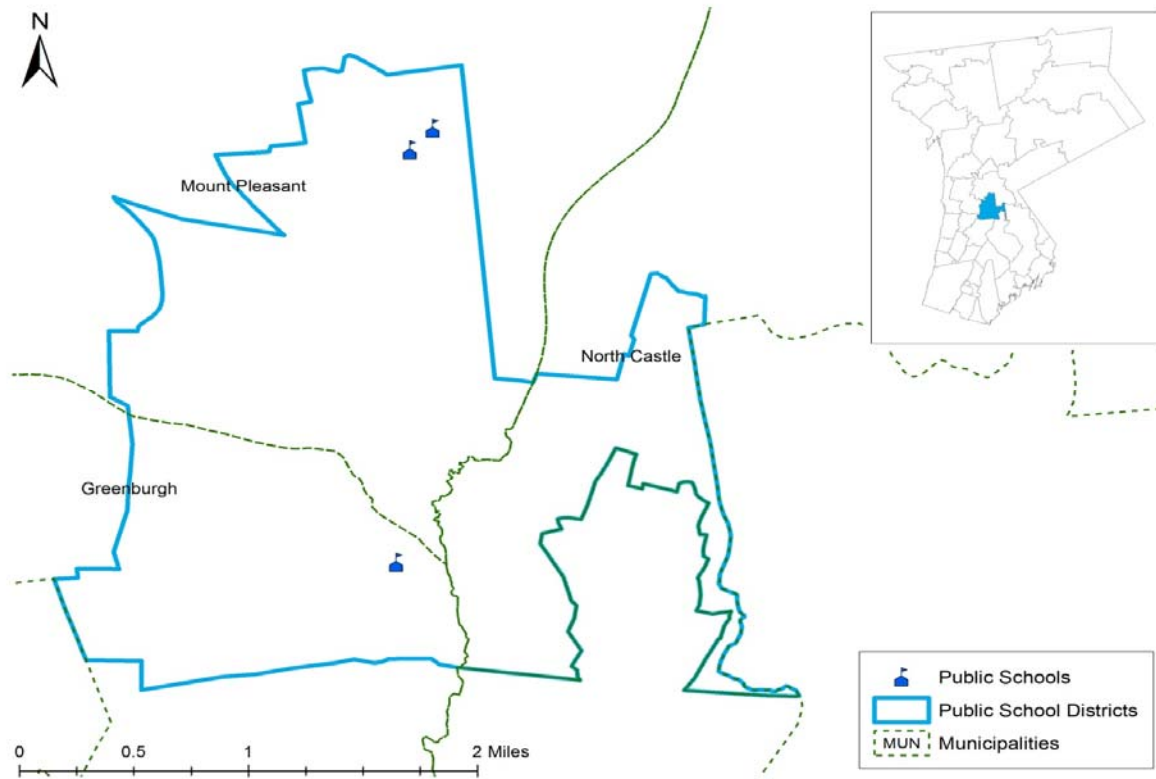
TUCKAHOE UNION FREE SCHOOL DISTRICT



Student Weight Status 2013-2014

		Grade Level		
		Elementary	Middle/High	District Total
Grades report on overweight and obesity status		PK, K, 2, 4	7,10	PK,K,2,4,7,10
Overweight:	N	26	16	42
	%	16.5	15.7	15.8
Obese:	N	15	17	32
	%	9.5	16.7	12.1
Overweight or Obese:	N	41	33	74
	%	25.9	32.4	27.9

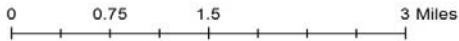
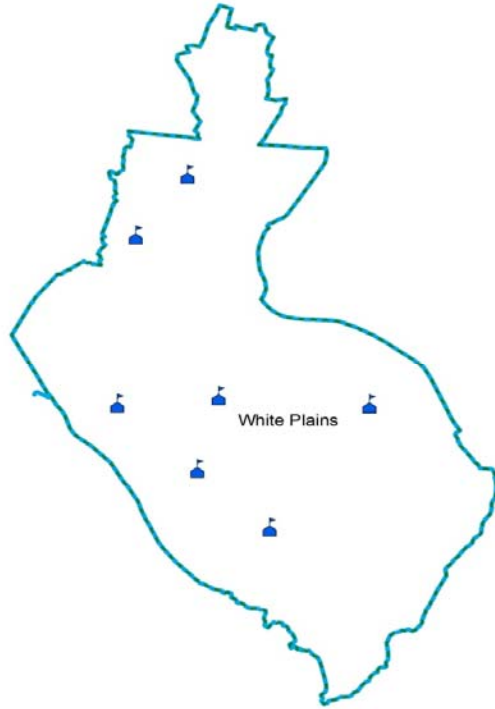
VALHALLA UNION FREE SCHOOL DISTRICT



Student Weight Status 2012-2013

		Grade Level		
		Elementary	Middle/High	District Total
		PK, K, 2, 4	7,10	PK,K,2,4,7,10
Grades report on overweight and obesity status				
Overweight:	N	46	29	75
	%	15.1	14.7	14.9
Obese:	N	35	27	62
	%	11.5	13.7	12.3
Overweight or Obese:	N	81	56	137
	%	26.6	28.4	27.1

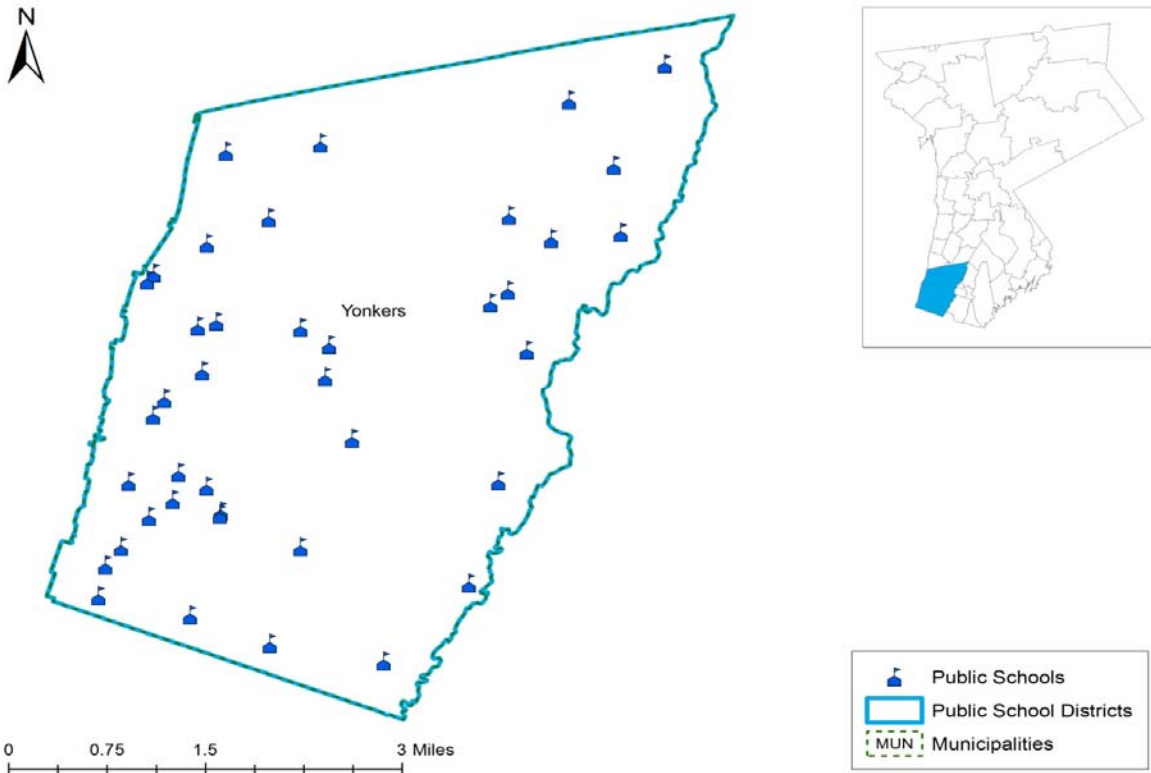
WHITE PLAINS CITY SCHOOL DISTRICT



Student Weight Status 2013-2014

		Grade Level		
		Elementary	Middle/High	District Total
Grades report on overweight and obesity status		PK, K, 2, 4	7,10	PK,K,2,4,7,10
Overweight:	N	182	100	282
	%	15.4	14.7	15.2
Obese:	N	136	134	270
	%	11.5	19.8	14.5
Overweight or Obese:	N	318	234	552
	%	26.9	34.5	29.7

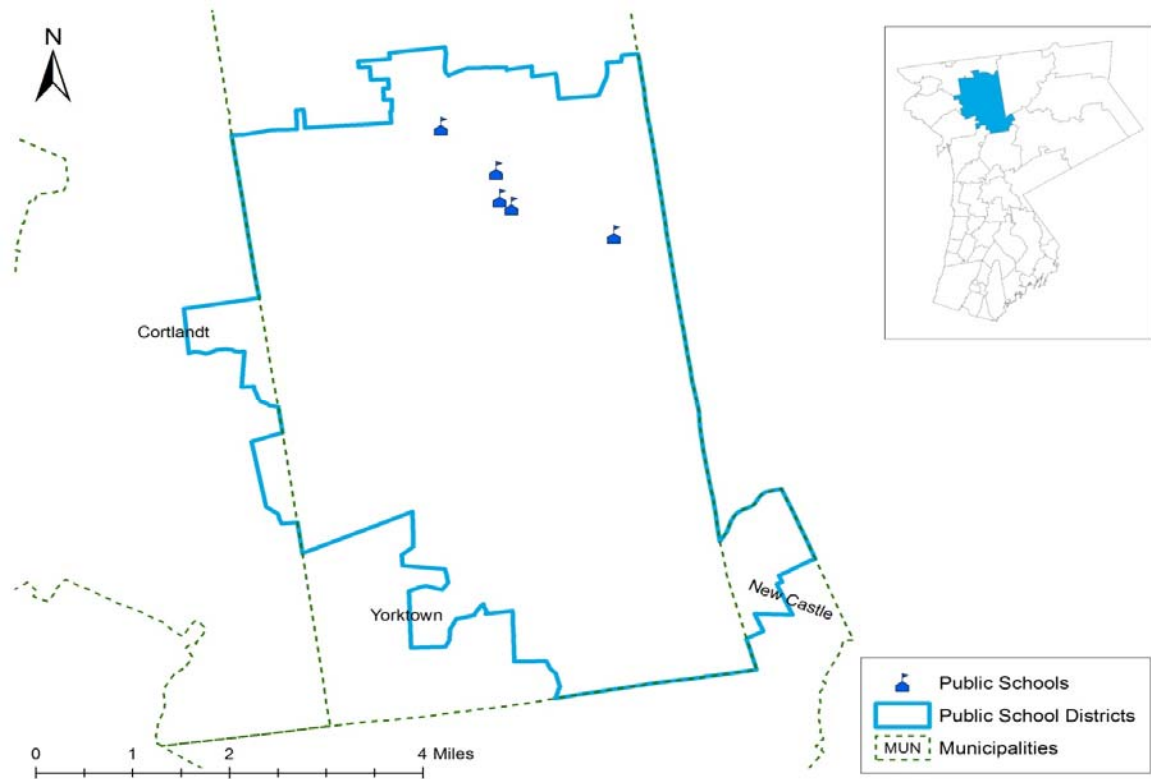
YONKERS CITY SCHOOL DISTRICT



Student Weight Status 2013-2014

		Grade Level		
		Elementary	Middle/High	District Total
Grades report on overweight and obesity status		PK, K, 2, 4	7,10	PK,K,2,4,7,10
Overweight:	N	394	169	563
	%	11.5	10.2	11.1
Obese:	N	741	311	1052
	%	21.6	18.7	20.7
Overweight or Obese:	N	1135	480	1615
	%	33.1	28.9	31.7

YORKTOWN CITY SCHOOL DISTRICT



Student Weight Status 2013-2014

		Grade Level		
		Elementary	Middle/High	District Total
Grades report on overweight and obesity status		PK, K, 2, 4	7,10	PK,K,2,4,7,10
Overweight:	N	102	110	212
	%	16.7	19.6	18.1
Obese:	N	63	65	128
	%	10.3	11.6	10.9
Overweight or Obese:	N	165	175	340
	%	27.0	31.2	29.0

Appendix A. American Academy of Pediatrics Recommendations for Prevention of Pediatric Overweight and Obesity

The American Academy of Pediatrics (AAP) recommends that periodic measurement of BMI be performed as part of a comprehensive approach to prevention of pediatric overweight.

Health Supervision Recommendations

- 1) Identify and track patients at risk by virtue of family history, birth weight, or socioeconomic, ethnic, cultural, or environmental factors.
- 2) Calculate and plot BMI once a year on all children and adolescents.
- 3) Use change in BMI to identify rate of excessive weight gain relative to linear growth.
- 4) Encourage, support, and protect breastfeeding.
- 5) Encourage parents and caregivers to promote healthy eating patterns by offering nutritious snack, such as vegetables and fruits, low-fat dairy foods, and whole grains; encouraging children's autonomy in self-regulation of food intake and setting appropriate limits on choices; and modeling healthy food choices.
- 6) Routinely promote physical activity, including unstructured play at home, in school, in childcare settings, and throughout the community.
- 7) Recommend limitations of television and video time to a maximum of 2 hours per day.
- 8) Recognize and monitor changes in obesity-associated risk factors for adult chronic disease, such as hypertension, dyslipidemia, hyperinsulinemia, impaired glucose tolerance, and symptoms of obstructive sleep apnea syndrome.

Advocacy Recommendations

- 1) Help parents, teachers, coaches, and others who influence youth to discuss health habits, not body habitus, as part of their efforts to control overweight and obesity.
- 2) Enlist policy makers from local, state, and national organizations and schools to support a healthful lifestyle for all children, including proper diet and adequate opportunity for regular physical activity.
- 3) Encourage organizations that are responsible for health care and health care financing to provide coverage for effective obesity prevention and treatment strategies.
- 4) Encourage public and private sources to direct funding toward research into effective strategies to prevent overweight and obesity and to maximize limited family and community resources to achieve healthful outcomes for youth.
- 5) Support and advocate for social marketing intended to promote healthful food choices and increased physical activity.

Appendix A. American Academy of Pediatrics Recommendations for Prevention of Pediatric Overweight and Obesity

Steps to Calculate, Plot, and Interpret BMI for Children and Adolescents

Step 1: Obtain accurate height and weight measurements

Step 2: Calculate BMI, using BMI slide wheel, table, or formula:

Metric: $BMI = (\text{weight in kg}) / (\text{height in meters}) (\text{height in meters})$

English: $BMI = (\text{weight in lbs} \times 703) / (\text{height in inches}) (\text{height in inches})$

Step 3: Select the BMI-for-age chart appropriate for child's gender

Step 4: Plot the BMI value at the intersect with child's age

Step 5: Identify the percentile line closest to point plotted

Step 6: Interpret the plotted measurements

Overweight: At or above 95th percentile of BMI-for-age

At Risk for Overweight: Between 85th and 95th percentiles

Normal weight: Between 5th and 85th percentiles

Underweight: Below 5th percentile of BMI-for-age

While rate of change in BMI as a specific risk indicator has not been well defined, an annual increase of 3 or more BMI units may reflect rapid increase in body fat that warrants further evaluation.

Step 7: Consider further assessment to confirm diagnosis of overweight, identify underlying causes of overweight, and guide management plan.

BMI-for-age is a screening tool. Clinical judgment must be applied to determine the need for further assessment. Growth patterns outside normal range should always prompt rechecking of measurements. Children and adolescents determined to be overweight should undergo in-depth assessment for underlying causes and guide management plans.

Appendix B. New York State Public School District Tally Sheet for Student BMI Weight Status Category Survey

DISTRICT Tally Sheet BMI Part 1: Student Weight Status Category Survey

District: _____ Date Completed: ____/____/____
 District BEDS Code: _____ Completed by: _____

Data by Grade Group						
	Pre-K,K,2,4		7,10		DISTRICT Total	
	Males	Females	Males	Females	Males	Females
Total Number of Enrolled Students						
TOTAL						
Less than 5 th percentile						
TOTAL						
5 th through 49 th percentile						
TOTAL						
50 th through 84 th percentile						
TOTAL						
85 th through 94 th percentile						
TOTAL						
95 th and greater percentile						
TOTAL						

Appendix B. New York State Public School District Tally Sheet for Student BMI Weight Status Category Survey

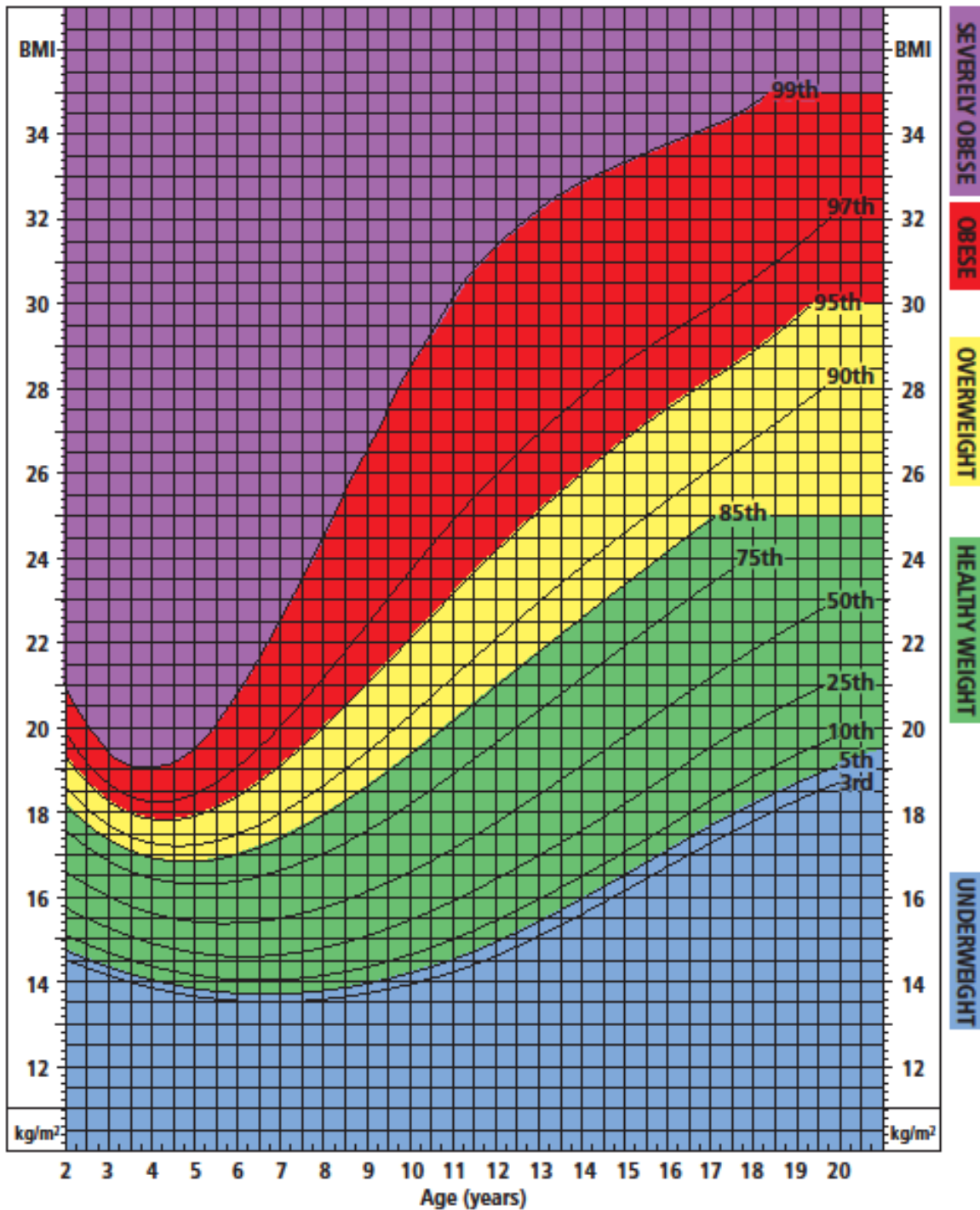
DISTRICT Tally Sheet BMI Part 1: Student Weight Status Category Survey

Data by Grade Group						
	Pre-K,K,2,4		7,10		DISTRICT Total	
Missing						
TOTAL						
Parent/guardian requested that his/her child's data be excluded						
TOTAL						

Appendix C. Body Mass Index for Age Percentiles

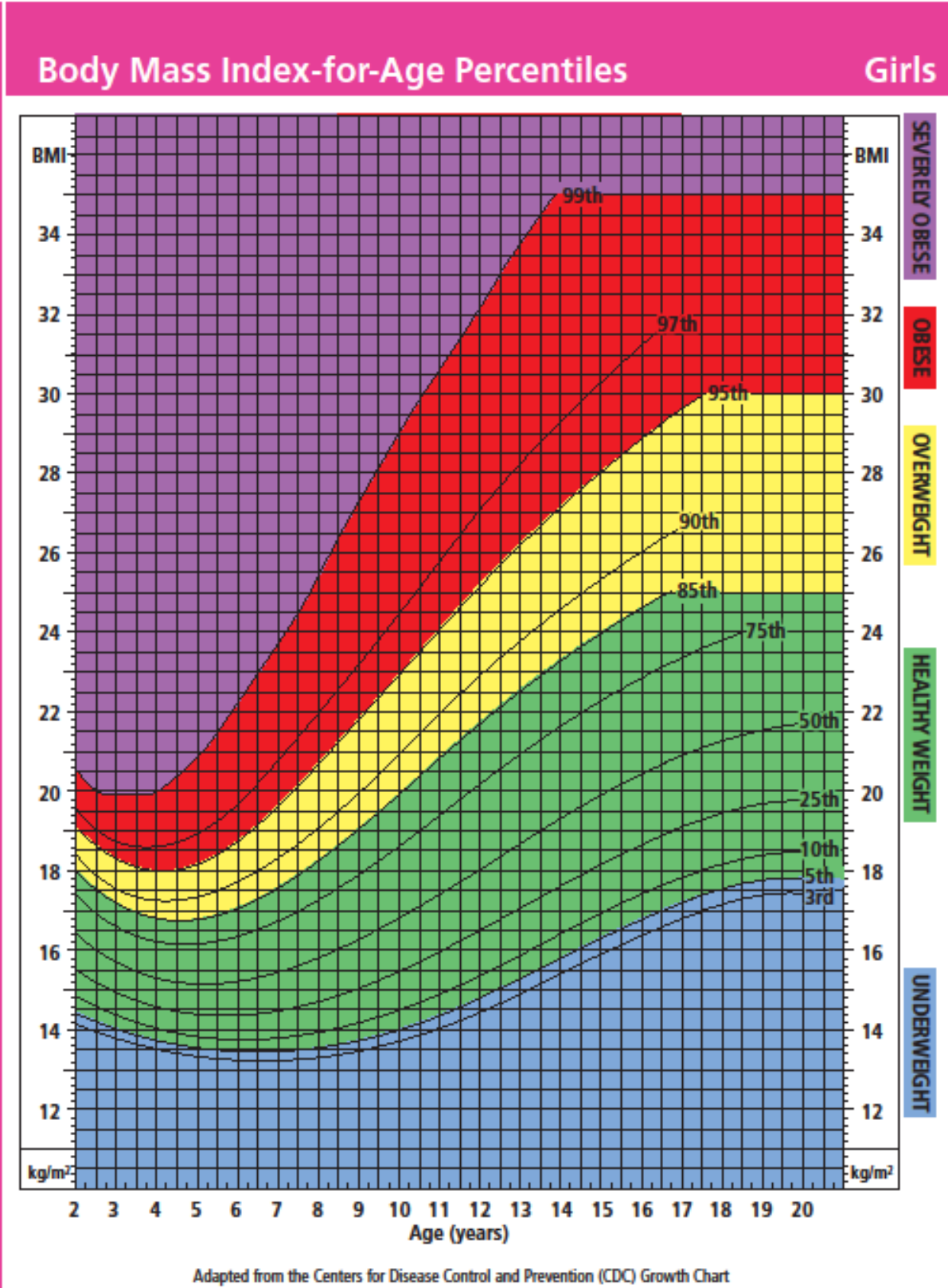
Body Mass Index-for-Age Percentiles

Boys



Adapted from the Centers for Disease Control and Prevention (CDC) Growth Chart

Appendix C. Body Mass Index for Age Percentiles



Appendix D. Westchester County Public Schools

Ardsley Union Free School District

Ardsley High School 300 Farm, Ardsley, NY 10502
Ardsley Middle School 700 Ashford Ave, Ardsley, NY 10502
Concord Road Elementary School Concord Rd, Ardsley, NY 10502

Bedford Central School District

Bedford Hills Elementary School 123 Babbitt Rd, Bedford Hills, NY 10507
Bedford Village Elementary School 45 Court Rd, Bedford, NY 10506
Fox Lane High School S Bedford Rd, Bedford, NY 10506
Fox Lane Middle School S Bedford Rd, Bedford, NY 10506
Mount Kisco Elementary School 47 West Hyatt Ave, Mount Kisco, NY 10549
Pound Ridge Elementary School 7 Pound Ridge Rd, Pound Ridge, NY 10576
West Patent Elementary School 80 West Patent Rd, Bedford Hills, 10507

Blind Brook-Rye Union Free School District

Blind Brook High School 840 King St, Rye Brook, 10573
Blind Brook-Rye Middle School 840 King St, Rye Brook, NY 10573
Bruno M. Ponterio Ridge Street School 390 North Ridge St, Rye Brook, NY 10573

Briarcliff Manor Union Free School District

Briarcliff High School 444 Pleasantville Rd, Briarcliff Manor, NY 10510
Briarcliff Middle School 444 Pleasantville Rd, Briarcliff Manor, NY 10510
Todd Elementary School 45 Ingham Rd, Briarcliff Manor, NY 10510

Bronxville Union Free School District

Bronxville Elementary School 177 Pondfield Rd, Bronxville, NY 10708
Bronxville High School 177 Pondfield Rd, Bronxville, NY 10708
Bronxville Middle School 177 Pondfield Rd, Bronxville, NY 10708

Byram Hills Central School District

Byram Hills High School 12 Tripp Ln, Armonk, NY 10504
Coman Hill School 558 Bedford Rd, Armonk, NY 10504
H C Crittenden Middle School 10 Mac Donald Ave, Armonk, NY 10504
Wampus School 41 Wampus Ave, Armonk, NY 10504

Chappaqua Central School District

Douglas G Grafflin School 650 King St, Chappaqua, NY 10514
Horace Greeley High School 70 Roaring Brook Rd, Chappaqua, NY 10514
Roaring Brook School 530 Quaker Rd, Chappaqua, NY 10514
Robert E Bell School 50 Senter St, Chappaqua, NY 10514
Seven Bridges Middle School 222 Seven Bridges Rd, Chappaqua, NY 10514
Westorcharad School 25 Granite Rd, Chappaqua, NY 10514

Croton Harmon Union Free School District

Carrie E Tompkins School 8 Gerstein St, Croton On Hudson, NY 10520
Croton Harmon High School 36 Old Post Rd, Croton On Hudson, NY 10520

Appendix D. Westchester County Public Schools

Pierre Van Cortlandt School

3 Glen Place, Croton On Hudson, NY 10520

Dobbs Ferry Union Free School District

Dobbs Ferry High School

505 Broadway, Dobbs Ferry, NY 10522

Dobbs Ferry Middle School

505 Broadway, Dobbs Ferry, 10522

Springhurst Elementary School

Walgrave Ave, Dobbs Ferry, NY 10522

Eastchester Union Free School District

Anne Hutchinson School

60 Mill Rd, Eastchester, 10709

Eastchester Middle School

550 White Plains Rd, Eastchester, NY 10709

Eastchester Senior High School

2 Stewart Pl, Eastchester, NY 10709

Greenvale School

1 Gabriel Rescigno Dr, Scarsdale, 10583

Waverly Early Childhood Center

45 Hall Ave, Eastchester, NY 10709

Edgemont Union Free School District

Edgemont Junior-Senior High School

200 White Oak Ln, Scarsdale, NY 10583

Greenville School

100 Glendale Rd, Scarsdale, 10583

Seely Place School

51 Seely Pl, Scarsdale, NY 10583

Elmsford Union Free School District

Alexander Hamilton High School

98 South Goodwin Ave, Elmsford, NY 10523

Alice E Grady Elementary School

45 Cobb Ln, Elmsford, NY 10523

Carl L Dixson Elementary School

22 South Hillside Ave, Elmsford, NY 10523

Greenburgh Central School District

Early Childhood Program

475 West Hartsdale Ave, Hartsdale, NY 10530

Highview School

200 North Central Ave, Hartsdale, NY 10530

Lee F Jackson School

Saratoga Rd, White Plains, NY 10607

Richard J Bailey School

33 West Hillside Ave, White Plains, NY 10607

Woodlands Middle School

475 West Hartsdale Ave, Hartsdale, NY 10530

Woodlands Senior High School

475 West Hartsdale Ave, Hartsdale, NY 10530

Harrison Central School District

Harrison Avenue Elementary School

480 Harrison Ave, Harrison, NY 10528

Harrison High School

255 Union Ave, Harrison, NY 10528

Louis M Klein Middle School

50 Union Ave, Harrison, NY 10528

Parsons Memorial School

200 Halstead Ave, Harrison, NY 10528

Purchase School

2995 Purchase St, Purchase, NY 10577

Samuel J Preston School

50 Taylor Ave, White Plains, NY 10604

Hastings On Hudson Union Free School District

Farragut Middle School

27 Farragut Ave, Hastings-On-Hudson, NY 10706

Hastings High School

1 Mount Hope Blvd, Hastings-On-Hudson, NY 10706

Hillside Elementary School

120 Lefurgy Ave, Hastings-On-Hudson

Appendix D. Westchester County Public Schools

Hendrick Hudson Central School District

Blue Mountain Middle School

Buchanan-Verplanck Elementary School

Frank G Lindsey Elementary School

Furnace Woods Elementary School

Hendrick Hudson High School

7 Furnace Woods Rd, Cortlandt Manor, NY 10567

160 Westchester Ave, Buchanan, NY 10511

57 Trolley Rd, Montrose, NY 10548

239 Watch Hill Rd, Cortland Manor, NY 10567

2166 Albany Post Rd, Montrose, NY 10548

Irvington Union Free School District

Dows Lane (K-3) School

Irvington High School

Irvington Middle School

Main Street School (4-5)

6 Dows Lane, Irvington, NY 10533

40 North Broadway, Irvington, NY 10533

40 North Broadway, Irvington, NY 10533

101 Main St, Irvington, NY 10533

Katonah Lewisboro Union Free School District

Increase Miller Elementary School

John Jay Middle School

John Jay Senior High School

Katonah Elementary School

Meadow Pond Elementary School

186 Waccabuc Rd, Golden Bridge, NY 10526

40 North Salem Rd, Katonah, NY 10518

60 North Salem Rd, Cross River, NY 10518

106 Huntville Rd, Katonah, NY 10536

185 Smith Ridge Rd, South Salem, NY 10590

Lakeland Central School District

Benjamin Franklin Elementary School

George Washington Elementary School

Lakeland Copper Beech Middle School

Lakeland High School

Lincoln Titus Elementary School

Thomas Jefferson Elementary School

Van Cortlandtville School

Walter Panas High School

3477 Kamhi Dr, Yorktown Heights, NY 10598

3634 Lexington Ave, Mohegan Lake, NY 10547

3417 Old Yorktown Rd, Yorktown Heights, NY 10598

1349 E Main St, Shrub Oak, NY 10588

10 Lincoln Ave, Crompond, NY 10517

3636 Gomer St, Yorktown Heights, NY 10598

3100 East Main St, Mohegan Lake, NY 10547

300 Croton Ave, Cortlandt Manor, NY 10567

Mamaroneck Union Free School District

Central School

Chatsworth Avenue School

Hommocks School

Mamaroneck Avenue School

Mamaroneck High School

Murray Avenue School

1100 Palmer Ave, Larchmont, NY 10538

34 Chatsworth Ave, Larchmont, NY 10538

130 Hommocks Rd, Larchmont, NY 10538

850 Mamaroneck Ave, Mamaroneck, NY 10543

1000 W Boston Post Rd, Mamaroneck, NY 10543

250 Murray Ave, Larchmont, NY 10538

Mount Pleasant Central School District

Columbus Elementary School

Hawthorne Elementary School

Westlake High School

Westlake Middle School

Columbus Ave, Thornwood, NY 10594

225 Memorial Dr, Hawthorne, NY 10532

825 Westlake Dr, Thornwood, NY 10594

825 Westlake Dr, Thornwood, NY 10594

Mount Vernon City School District

Cecil H Parker School

461 South 6th Ave, Mount Vernon, NY 10550

Appendix D. Westchester County Public Schools

Columbus School at The Franko Building
Davis Middle School
Edward Williams School
Graham School
Grimes School
Hamilton School
Holmes School
Lincoln School
Longfellow Middle School
Longfellow School
Mount Vernon High School
Nelson R Mandela/Dr. Hosea Zollicoff
Pennington School
Thornton High School
Traphagen School

455 North High Street, Mount Vernon, NY 10522
350 Gramatan Ave, Mount Vernon, NY 10550
9 Union Ln, Mount Vernon, NY 10553
421 East 5th St, Mount Vernon, NY 10550
59 South 10th Ave, Mount Vernon, NY 10550
20 Oak St, Mount Vernon, NY 10550
195 North Columbus Ave, Mount Vernon, NY 10553
170 East Lincoln Ave, Mount Vernon, NY 10552
624 South Third Ave, Mount Vernon, NY 10550
625 S Fourth Ave, Mount Vernon, NY 10550
100 California Rd, Mount Vernon, NY 10552
250 Gramatan Ave, Mount Vernon, NY 10550
20 Fairway Ave, Mount Vernon, NY 10552
121 South 6th Ave, Mount Vernon, NY 10550
72 Lexington Ave, Mount Vernon, NY 10552

New Rochelle City School District

Albert Leonard Middle School
Columbus Elementary School
Daniel Webster Elementary School
George M Davis Elementary School
Henry Barnard Elem School
Isaac E Young Middle School
Jefferson Elementary School
New Rochelle High School
Trinity Elementary School
William B Ward Elementary School

25 Gerada Ln, New Rochelle, NY 10804
275 Washington Ave, New Rochelle, NY 10801
95 Glenmore Dr, New Rochelle, NY 10801
80 Iselin Dr, New Rochelle, NY 10804
129 Barnard Rd, New Rochelle, NY 10801
270 Centre Ave, New Rochelle, NY 10805
131 Weyman Ave, New Rochelle, NY 10805
265 Clove Rd, New Rochelle, NY 10801
180 Pelham Rd, New Rochelle, NY 10805
311 Broadfield Rd, New Rochelle, NY 10804

North Salem Central School District

North Salem Middle/High School
Pequenakonck Elementary School

230 June Road, North Salem, NY 10560
173 June Road, North Salem, NY 10560

Ossining Union Free School District

Anne M Dorner Middle School
Brookside School
Claremont School
Ossining High School
Park School-Park Early Childhood Center
Roosevelt School

100 Van Cortlandt Ave, Ossining, NY 10562
30 Ryder Rd, Ossining, NY 10562
Claremont Rd, Ossining, NY 10562
29 S Highland Ave, Ossining, NY 10562
22 Edward St, Ossining, NY 10562
190 Croton Ave, Ossining, NY 10562

Peekskill City School District

Hillcrest School
Oakside School
Peekskill High School
Peekskill Middle School
Uriah Hill School

4 Horton Dr, Peekskill, NY 10566
John St, Peekskill, NY 10566
1072 Elm St, Peekskill, NY 10566
212 Ringgold St, Peekskill, NY 10566
980 Pemart Ave, Peekskill, NY 10566

Appendix D. Westchester County Public Schools

Woodside School

Depew St, Peekskill, NY 10566

Pelham Union Free School District

Colonial School

315 Highbrook Ave, Pelham , NY 10803

Hutchinson School

301 Third Ave, Pelham, 10803

Pelham Memorial High School

575 Colonial Ave, Pelham, NY 10803

Pelham Middle School

Colonial Ave, Pelham, NY 10803

Prospect Hill School

Clay And Wash Aves, Pelham Manor, NY 10803

Siwanoy School

489 Siwanoy Pl, Pelham, NY 10803

Pleasantville Union Free School District

Bedford Road School

289 Bedford Rd, Pleasantville , NY 10570

Pleasantville High School

60 Romer Ave, Pleasantville, NY 10570

Pleasantville Middle School

40 Romer Ave, Pleasantville, NY 10570

Pocantico Hills Central School District

Pocantico Hills Central School

Bedford Rd, Tarrytown, NY 10591

Port Chester-Rye Union Free School District

John F Kennedy Magnet School

40 Olivia St, Port Chester, NY 10573

King Street School

697 King St, Port Chester, NY 10573

Park Avenue School

Park Ave, Port Chester, NY 10573

Port Chester Middle School

113 Bowman Ave, Port Chester, NY 10573

Port Chester Senior High School

1 Tamarack Rd, Port Chester, NY 10573

Thomas A Edison School

132 Rectory St, Port Chester, NY 10573

Rye City School District

Midland School

Midland Ave, Rye, NY 10580

Milton School

12 Hewlett Ave, Rye, NY 10580

Osborn School

10 Osborn Rd, Rye, NY 10580

Rye High School

Parsons St, Rye, NY 10580

Rye Middle School

Parsons St, Rye, NY 10580

Rye Neck Union Free School District

Daniel Warren Elementary School

1310 Harrison Ave, Mamaroneck, NY 10543

F E Bellows Elementary School

200 Carroll Ave, Mamaroneck, NY 10543

Rye Neck Middle School

300 Hornidge Rd, Mamaroneck, NY 10543

Rye Neck Senior High School

300 Hornidge Rd, Mamaroneck, NY 10543

Scarsdale Union Free School District

Edgewood School

1 Roosevelt Pl, Scarsdale, NY 10583

Fox Meadow School

59 Brewster Rd, Scarsdale, NY 10583

Greenacres School

41 Huntington Ave, Scarsdale, NY 10583

Heathcote School

26 Palmer Ave, Scarsdale, NY 10583

Quaker Ridge School

125 Weaver St, Scarsdale, NY 10583

Scarsdale Middle School

134 Mamaroneck Rd, Scarsdale, NY 10583

Appendix D. Westchester County Public Schools

Scarsdale Senior High School	1057 Post Rd, Scarsdale , NY 10583
Somers Central School District	
Primrose School	110 Primrose St, Lincolndale, NY 10540
Somers Intermediate School	240 Rt 202, Somers, NY 10589
Somers Middle School	250 Rt 202, Somers, NY 10589
Somers Senior High School	Rt 139, Lincolndale, NY 10540
Tuckahoe Union Free School District	
Tuckahoe High School	65 Siwanoy Blvd, Eastchester, NY 10707
Tuckahoe Middle School	65 Siwanoy Blvd, Eastchester, NY 10707
William E Cottle School	2 Siwanoy Blvd, Eastchester, NY 10707
Union Free School District Of The Tarrytowns	
John Paulding School	154 N Broadway, Tarrytown, NY 10591
Sleepy Hollow High School	210 N Broadway, Sleepy Hollow, NY 10591
Sleepy Hollow Middle School	210 N Broadway, Sleepy Hollow, NY 10591
W L Morse School	30 Pocantico St, Sleepy Hollow, NY 10591
Washington Irving Intermediate School	103 S Broadway, Tarrytown, NY 10591
Valhalla Union Free School District	
Kensico School	320 Columbus Ave, Valhalla, NY 10595
Valhalla High School	300 Columbus Avenue, Valhalla, NY 10595
Valhalla Middle School	300 Columbus Ave, Valhalla, NY 10595
Virginia Road Elementary School	86 Virginia Rd, White Plains, NY 10603
White Plains City School District	
Church Street School	295 Church St, White Plains, NY 10603
George Washington School	100 Orchard St, White Plains, NY 10604
Mamaroneck Avenue School	7 Nosband Ave, White Plains, NY 10605
Post Road School	175 W Post Rd, White Plains, NY 10606
Ridgeway School	225 Ridgeway, White Plains, NY 10605
White Plains Middle School	128 Grandview Ave, White Plains, NY 10605
White Plains Senior High School	550 North St, White Plains, NY 10605
Yonkers City School District	
Casimir Pulaski School	150 Kings Cross, Yonkers, NY 10583
Cedar Place Elementary School	20 Cedar Place, Yonkers, NY 10705
Cross Hill Academy	160 Bolmer Ave, Yonkers, NY 10703
Enrico Fermi School For The Performing Arts	27 Poplar St, Yonkers, NY 10701
Eugenio Maria de Hostos MicroSociety School	75 Morris St, Yonkers, NY 10705
Family School 32	1 Montclair Pl, Yonkers, NY 10710
Foxfire School	1061 N Broadway, Yonkers, NY 10701
Gorton High School	100 Shonnard Pl, Yonkers, NY 10701
Kahlil Gilbran School	18 Rosedale Rd, Yonkers, NY 10710
Lincoln High School	Kneeland Ave, Yonkers, NY 10704

Appendix D. Westchester County Public Schools

MLK Jr High Tech and Computer Magnet School	135 Locust Hill Ave, Yonkers, NY 107013
Montessori School 27	132 Valentine Ln, Yonkers, NY 10705
Montessori School 31	7 Ravens Wood Rd, Yonkers, NY 10710
Museum School 25	579 Warburton Ave, Yonkers, NY 10701
Paideia School 15	175 Westchester Ave, Yonkers, NY 10707
Paideia School 24	50 Colin St, Yonkers, NY 10701
Palisade Preparatory School	190 N Broadway, Yonkers, NY 10701
Patricia A DiChiaro School	373 Bronxville Rd, Yonkers, NY 10708
Pearls Hawthorne School	350 Hawthorne Ave, Yonkers, NY 10705
Riverside High School	565 Warburton Ave, Yonkers, NY 10701
Robert C Dodson School	105 Avondale Rd, Yonkers, NY 10710
Roosevelt High School - Early College Studies	631 Tuckahoe Rd, Yonkers, NY 10710
Rosemarie Ann Siragusa School	60 Crescent Pl, Yonkers, NY 10704
Saunders Trades and Technical High School	183 Palmer Rd, Yonkers, NY 10701
Scholastic Academy for Academic Excellence	77 Park Hill Ave, Yonkers, NY 10701
School 5	118 Lockwood Ave, Yonkers, NY 10701
School 9	53 Fairview St, Yonkers, NY 10703
School 13	195 Mclean Ave, Yonkers, NY 10705
School 16	759 N Broadway, Yonkers, NY 10703
School 17	745 Midland Ave, Yonkers, NY 10701
School 21	100 Lee Ave, Yonkers, NY 10705
School 22	1408 Nepperhan Ave, Yonkers, NY 10704
School 23	56 Van Cortland Park Ave, Yonkers, NY 10701
School 29	47 Croydon Rd, Yonkers, NY 10710
School 30	30 Nevada Ave, Yonkers, NY 10708
Thomas Cornell Academy	15 St. Marys Street, Yonkers, NY 10701
Yonkers High School	150 Rockland Ave, Yonkers, NY 10705
Yonkers Middle School	150 Rockland Ave, Yonkers, NY 10705
Yonkers Montessori Academy	160 Woodlawn Ave, Yonkers, NY 10704
Yorktown Central School District	
Brookside School	2285 Broad St, Yorktown Heights, NY 10598
Crompond School	2901 Manor St, Yorktown Heights, NY 10598
Mildred E Strang Middle School	2701 Crompond Rd, Yorktown Heights, NY 10598
Mohansic School	704 Locksley Rd, Yorktown Heights, NY 10598
Yorktown High School	2727 Crompond Rd, Yorktown Heights, NY 10598

